

Bug Club books

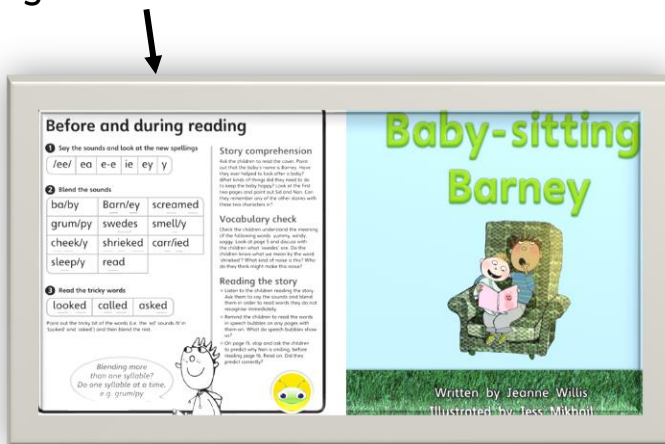
Your teacher may have started to use a new reading scheme with you called Bug Club.

These can be found by logging on to your active learn account and the books will be listed with 'My stuff'.




When you open your book there are a few things to know so this guide will help you.

At the start there may be a page to help you and your adult helper recognise the sounds you are going to practise and any tricky words.



Not all books will have this so do not worry if your book doesn't.


At the bottom of the page is a toolbar. This helps you turn the page




The 'read to me' button will read the story to you. Your teacher may turn this off so it will not be there.

Use the next and back arrows to turn the pages.

This shows you which page you are on.



If you see a little green bug on your page click on it. It will take you to a question about your story.

 Find the odd one out! Listen to the sound.
Click on the word that does not contain the sound you hear.



tea

swede

skin

Done



Return to your story by clicking here.

Choose the correct answer and then click done to check your answer. The arrow in the corner will take you back to the book.

Some books will only have one green bug question, others will have one on every page.

Important note for the adults – If your child is using a tablet to read the books then the software only works on Safari 11 or less. You may need to clear your cookies or download Google Chrome to get the books to open (this is what I ended up doing and then they opened with no problem).

If you do have problems opening the books please follow the wizard guide on the Pearson website.