



15.06.20 P2 SHAPE ANSWER




WALT identify and name some 2D shapes. (MTH 1-16a)

2D shape: 2 dimensional – length and width.



circle



triangle




square




rectangle




semi-circle



pentagon



hexagon



octagon

