

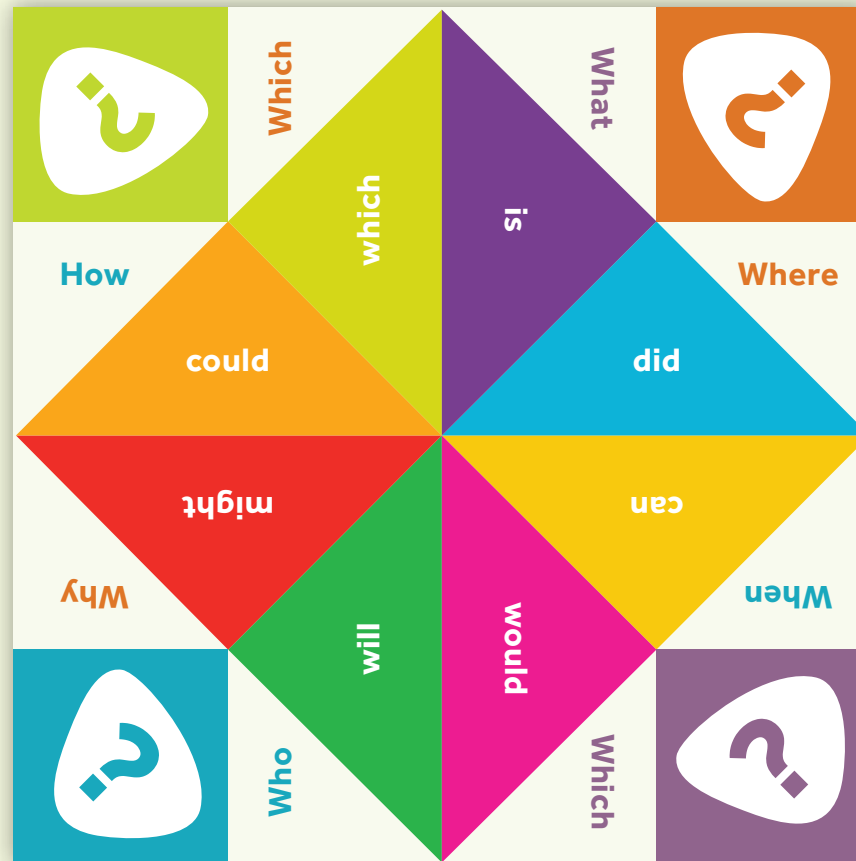
Question Teller

What you need?

Scissors.

How does it work?

- 1 Print and cut out around the outside of the question teller.
- 2 Fold the paper to create the teller. You could follow the directions at: www.wikihow.com/Fold-a-Fortune-Teller
- 3 Think about the science you're interested in and use the teller to create questions.
- 4 Use the teller with someone else to find out what questions they have to!



Print off the
Question Teller
on the next page
for cutting out!



Which

What

How

Where

could

did

might

can

Why

will

would

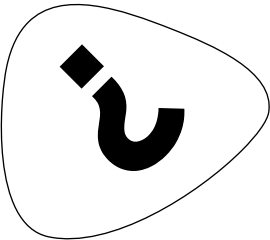

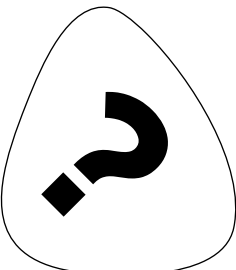
When

Who

Which



There is a black only Question Teller on the next page, if you prefer!

	Which	What	
How	which	is	Where
could			did
might			can
Why	will	would	When
	Who	Which	