



Please do not print me!

Remember to print from page 2 to avoid wasting paper and ink.
If you do find me, then visit [twinkl.co.uk](https://www.twinkl.co.uk) to find out why **millions of educators** worldwide love twinkl.

A brief word about copyright...

By downloading this resource, you agree to the following:



You may use this resource for personal and/or classroom use only.

In order to support us, we ask that you always acknowledge www.twinkl.co.uk as the source of the resource. **If you love these resources, why not let others know about Twinkl?**



You must not reproduce or share this resource with others in any form. They are more than welcome to download the resource directly from us.

You must not host or in any other way share our resources directly with others, without our prior written permission.

We also ask that this product is not used for commercial purposes and also that you do not alter the digital versions of our products in any way.

Thank you for downloading!

Twinkl Educational Publishing. Your first choice for easy to use, trusted and high quality teaching materials for educators and parents worldwide
- professionally crafted materials with a personal touch.

[twinkl.co.uk](https://www.twinkl.co.uk)

Workshop Area Challenge Cards



Workshop Area Challenge Cards





Workshop Area Challenge Cards



Workshop Area Challenge Cards




Can you build a robot? What parts will he need?



Can you make a book to write stories in?
How will you hold the pages together?




Can you make a model for a friend? Ask them what they would like. Now use their idea to build a model for them.




Can you make a cage for a poorly animal?
What does it need to have?



Can you join two materials?



Can you make a plan of your idea?



Can you write or draw a materials list for what you need?




Can you use scissors to cut a shape out?



Make a model without using any sticky tape.



Make a model without using any glue.



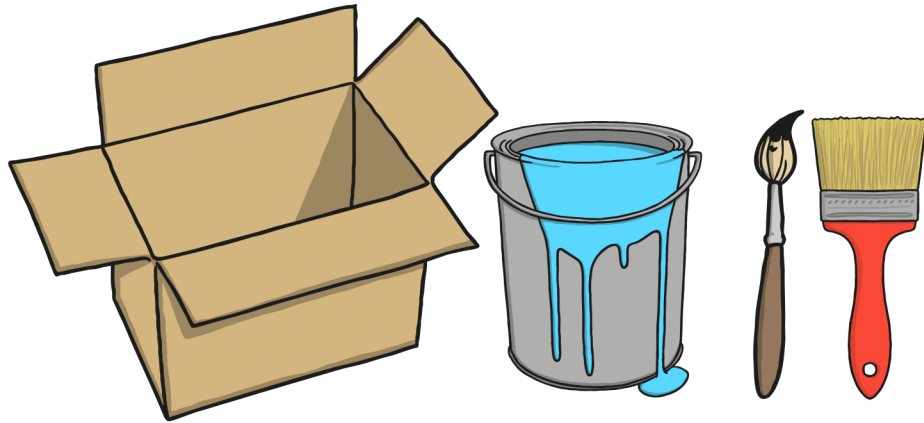
Use these materials to build a vehicle.



Use these materials to make a musical instrument.
When you have finished you could find some friends
and create a band!




Use the boxes to make a model.
Use the paint to decorate it.



Find a friend for this challenge.
Can you work together to build a very tall model?




Make a model with legs. Think carefully about what you could use for the legs. How many legs will you need?



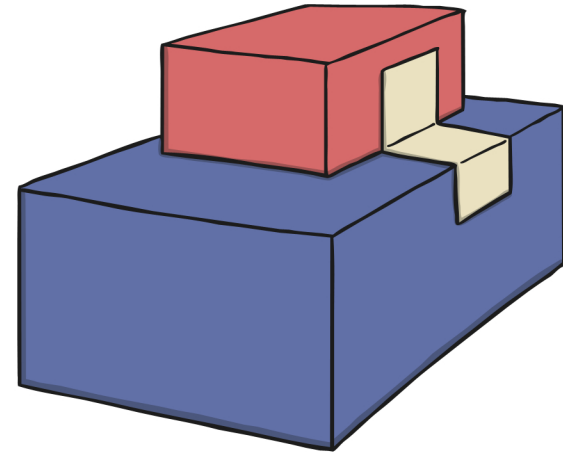
Make a model that has eyes. What is it?




Make a model that is smaller than your hand.



Find a big box and a small box. Think about how you could join them together and what they could be.




Use the materials to make a flower or plant.




Build a vehicle with 10 wheels.



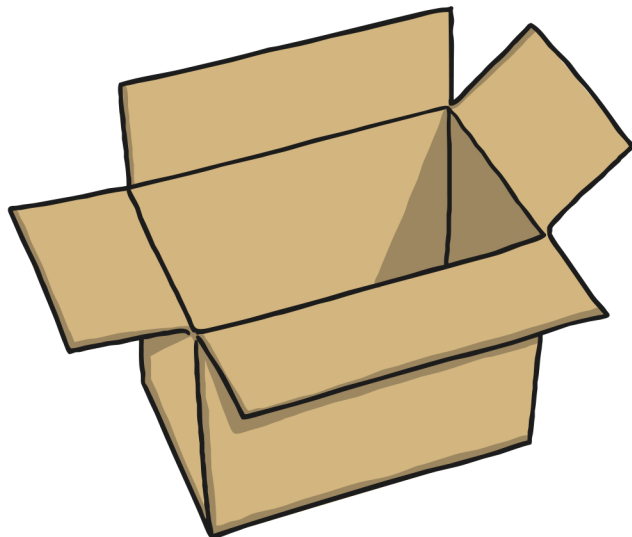
Build a house with a door and 4 windows.




Build a spaceship. Where will the astronaut sit?
What will make it fly?



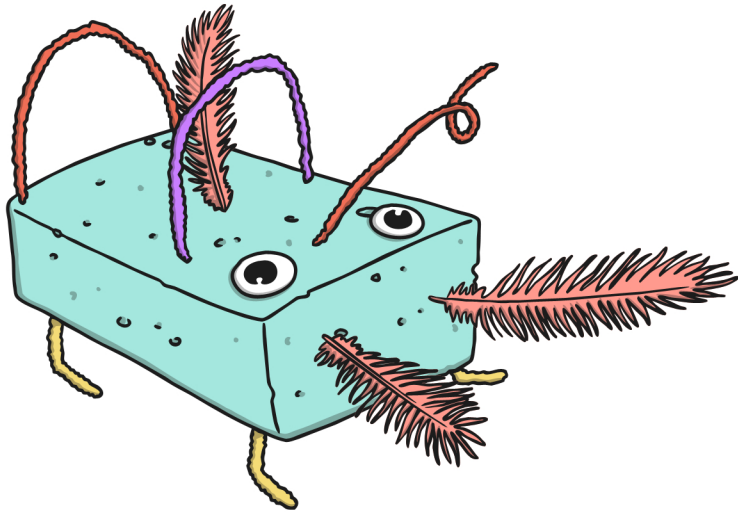
Build a model that only uses 1 box.



Build a model using an egg carton and a yoghurt pot.
What could it be?



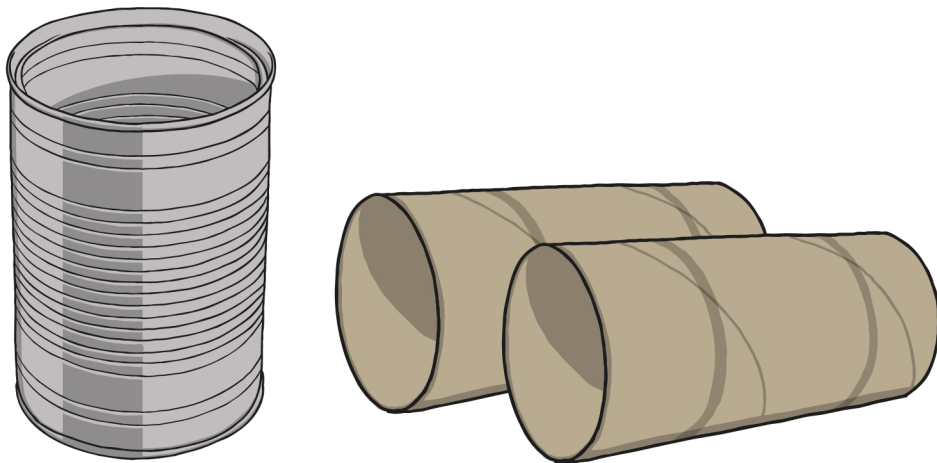
Build a model and decorate it using lots of different materials.



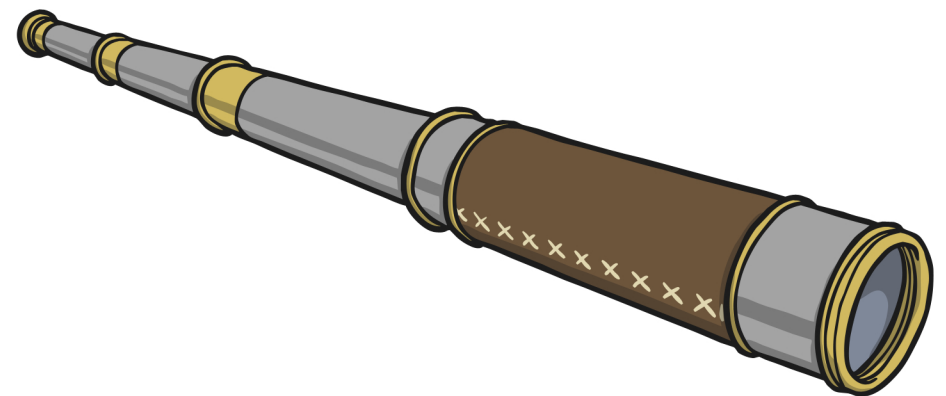
Find a friend for this challenge.
Can you build a very long model?



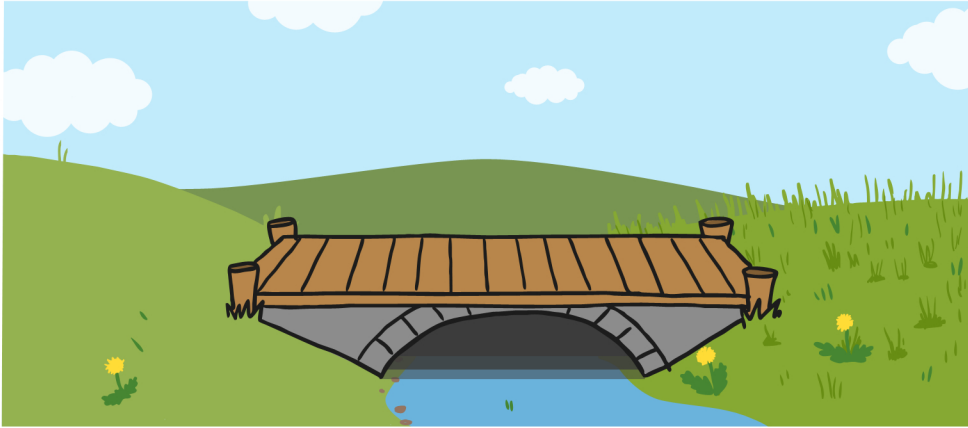
Use 3 cylinders in your model.



Make a telescope fit for a pirate!




The animals are stuck! Build them a bridge to cross the river.




twinkl.co.uk

Build a boat. When you have finished, test if it will float in the water tray.




twinkl.co.uk

Choose a vehicle and build a garage for it. Think carefully about the size of the box you will need so that your vehicle will fit inside perfectly. Remember your garage will need a door that opens and closes.



twinkl.co.uk

We are making a zoo. Choose an animal and build a home for it. It might be a cage, it might be a pool, it might be a tree or even a field. You decide!



twinkl.co.uk