




# HAIR STYLIST

Learn how to do a specific hairstyle by following a tutorial on YouTube. Take photos of your hard work!  
OR

Design and create your own hairstyle. Take photos of your finished look or make a tutorial video, showing others how to do it! Safety requirements - no scissors, cutting and make sure an adult is there to supervise you if you are using any heat styling equipment!



# GRAPHIC DESIGNER

Graphic design is everywhere! From traffic signs to the logo for the Olympic Games; in software and web site design; logos on clothing and trainers; or the cover title in your favourite comic!

Interested in a career in graphic design? Try out these activities:

1. Typography challenge - Search different fonts on the internet - calligraphy is usually really popular. Learn how to write in the style of a particular font. Write a word (it could be your name or a word that inspires you) or a sentence and take a photo of your new skill!
2. Design a logo! This could be for a brand that you like (a new logo for McDonalds, Dominos, Nike, Apple, Audi or even for a football team) or you could design a logo that represents yourself or a teacher! You can draw and colour your logo using pens, pencils and paper or you could create it digitally using apps like Procreate, Logo Maker or LogoScopic.

DIY.org is a great website with additional graphic designer challenges - visit the website for more!

<https://diy.org/skills/51>



# CABIN CREW



Create and record your own cabin crew safety video.

In your video, you should:


- Explain how to secure your seat belt.
- Explain how oxygen masks should be used.
- Show clearly where the exits are.
- Explain how to use life jackets safely.
- Explain what to do when experiencing bad turbulence.

In your video, you may want to dress up, make or include props or create a whole professional demonstration video using iMovie or Clips!

Upload your videos to Teams!

You may want to watch this video for inspiration:

<https://www.youtube.com/watch?v=AtMzngYdx4s>



# PARAMEDIC



A paramedic is a healthcare professional who provides emergency treatment to patients in emergency situations. Paramedics assess and decide what urgent needs a patient has. Their aim is to stabilize a patient's condition until they get to hospital and doctors can give them the treatment they need.

Learn what to do in an emergency situation. Watch the Primary Survey video and the Recovery Position video on the St.John Ambulance YouTube channel.

Create a video using iMovie or Clips, demonstrating what you have learned. Alternatively, you can write down, draw and label the steps you must take or create a comic of a superhero paramedic responding to an emergency situation.



# Makeup Artist (MUA)

Makeup Artists often use face charts to test and practise looks, before applying them to their own face or on a customer. They use real makeup when doing this!



Use this face chart (or print your own) to create your own look. Your look could be themed - space, seasonal (summer / spring etc.) it could be based on a movie, tv programme or game you like. ANYTHING! You can use real make up or just use coloured pencil to start with. Google and YouTube are great for inspiration!

List the products you have used beside it.

FACE: \_\_\_\_\_  
\_\_\_\_\_  
\_\_\_\_\_  
\_\_\_\_\_

EYES: \_\_\_\_\_  
\_\_\_\_\_  
\_\_\_\_\_  
\_\_\_\_\_

LIPS: \_\_\_\_\_  
\_\_\_\_\_  
\_\_\_\_\_  
\_\_\_\_\_



# Vehicle Technician

Can you label the parts of the car?  
Use arrows to show where they are.

1. Bonnet
2. Front bumper
3. Headlight
4. Indicator light
5. Break light
6. Petrol cap
7. Windscreen
8. Wheel arch
9. Side view mirror
10. Alloys
11. Boot



Under the hood

What is under the hood / bonnet of a car?

Get someone at home to show you.

Take a photo of it and use

PicCollage / SeeSaw / Markup to label the key parts that are under the hood.

Alternatively, make a video pointing to the key parts.



# Optician / Optometrist



## OPTOMETRIST

An optometrist is a primary health care professional that specializes in eye care and visual health. Optometrists evaluate vision and eye health. They detect, diagnose, and manage vision, eye injuries, diseases, and visual disorders. They prescribe eyeglasses and contact lenses, deliver low vision care, conduct vision therapy, and may provide pre- and post-operative care.




*Optometrists earn a Doctor of Optometry (OD) degree from a four year college of optometry program.*

## OPHTHALMOLOGIST

An ophthalmologist is a medical doctor who specializes in eye and vision care. Ophthalmologists are licensed to provide surgical and medical care of the eye. They can perform eye exams, identify and treat eye disease, prescribe medications, and conduct ocular surgery.



*Ophthalmologists earn a medical degree (MD) after 4 years at a medical school and 4 years of residency training.*



## OPTICIAN

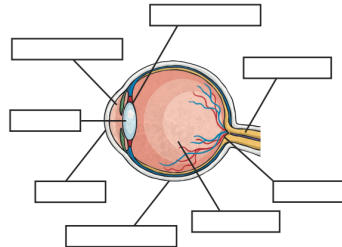
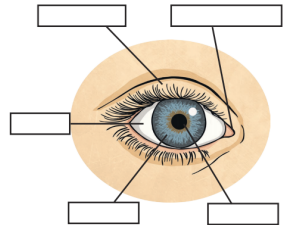
An optician is a professional who fits, grinds, and sells lenses and dispenses glasses to help correct eyesight.



*Opticians follow state licensing and certification requirements and often complete a 1-2 year degree certification program.*

Can you label the parts of the eye?

Draw your own detailed picture of an eye. Choose a part of it (e.g. the lens) and explain what it does or how it works.



# Marine Biologist

Marine biologists study living things in oceans.



Research the different layers (zones) of the ocean. Create your own drawing / digital illustration / poster / diagram / info-graphic showing which animals live in each zone and why. You can even create your own ocean zones in a jar! Search the internet for this 'fin-tastic' experiment!

Choose a sea creature and create a fact file about them. Include information about where it lives, what it eats, survival methods and any other interesting information you can find. Don't forget to include photographs and illustrations too!

Can you identify these sea creatures?





# DOCTOR

## Patient Chart

Patient 1

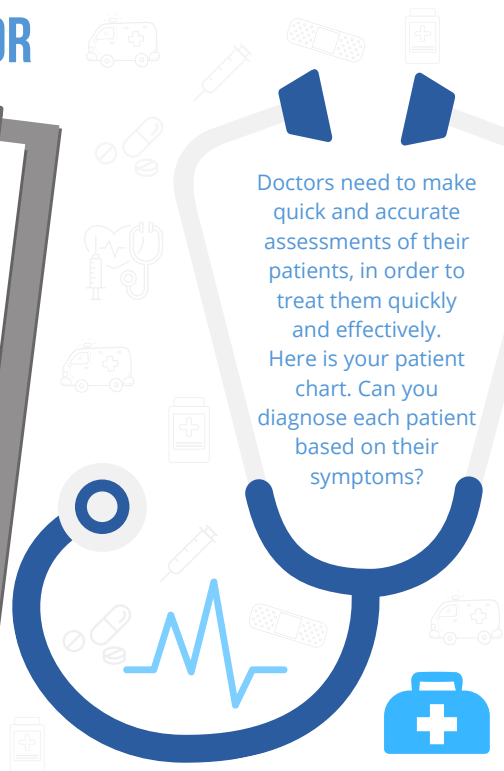
Symptoms include: a blocked nose, loss of taste and smell, headache and a cough.

Patient 2

Symptoms include: itchy red spots all over the body and a high temperature.

Patient 3

Symptoms include: patches of itchy, dry and inflamed skin on elbows and hands.



Doctors need to make quick and accurate assessments of their patients, in order to treat them quickly and effectively. Here is your patient chart. Can you diagnose each patient based on their symptoms?



Love fashion? Creating your own outfits to suit particular styles and seasons? Then Fashion Merchandising is the career for you!

FASHION • FASHION • FASHION • FASHION • FASHION • FASHION • FASHION • FASHION • FASHION • FASHION • FASHION • FASHION

FASHION  
MERCHANDISING

Task 1:  
Using the clothes you have at home, create your own outfit to suit a theme or style. For example - rock chic, festival, spring, summer, smart / casual etc.

Task 2:  
Draw and design your own outfit to suit a specific theme or style.



## ESTATE AGENT


SELL THIS PROPERTY!  
CREATE AN ADVERT OR VIDEO TO SELL THIS  
PROPERTY. MAKE SURE YOU INCLUDE THE KEY  
INFORMATION BELOW AND LOTS OF  
PERSUASIVE LANGUAGE!

- THIS HOME HAS:
- A LIVING ROOM
  - A DINING AREA
  - A SPACIOUS KITCHEN
  - TWO BATHROOMS
  - FOUR BEDROOMS
  - GARAGE PARKING
  - A GARDEN

ACCEPTING OFFERS OF £200,000

# Language Translation

What would we do without Google Translate? Well you could be even more useful (and accurate) by becoming a language translator.



Hello! Guten Tag! Bonjour! Ciao!  
Buenas dias! Dobri djen! Kalimera!  
Konichiwa! Ni hao! Jambo! God  
dag! Bom dia! Buna ziua!

## Task 1:

Even if we don't know a language very well, we can make good guesses based on some of the information we read and hear. Can you translate what this person from Germany is saying below?

Guten Tag! Ich heiÙe Lauren. Ich bin 11 Jahre alt. Ich wohne in Cumbernauld, Schottland. Meine Lieblingsfach ist Englisch. Meine Lieblingsfarbe ist orange.

## Task 2:

Learn how to count and how to say key phrases in a language you don't know. Create a video (on Clips, iMovie or using a phone / tablet camera) to teach others what you have learned!



*Make these ads better!*

*copywriter*

Copywriters write advertising and promotional materials. It's their job to make things sound AWESOME and to sell, sell, sell. They are very persuasive and have a way with words!

Make these ads better. Make people WANT them. Keep it simple and to the point. WHY should people buy these?

Life is easier on iPhone.

And that starts as soon as you turn it on.



**Big  
Mac**



The iconic Big Mac, as good as it's always been.

**50**  
YEARS  
OF  
BIG MAC



## CYBER SECURITY



Cyber Security is all about keeping our online world safe. It's a really important job considering most of our lives, data and information are now online!

Cyber Security aims to stop people trying to advantage of others, by stealing their private information or money.

Task 1 - List some of the security measures that are in place using technology. Facial recognition, fingerprint recognition, password protection, login alerts etc. Choose 2 and write down the pros and cons of each.

### Task 2 - Don't Feed the Phish!

You see a contest that reads, "Win £10 000 instantly!  
Click on the link below to sign up!"

You click on the link, and the website asks for your name, address, and email to enter the contest. What do you do?

Look at the options below. What would be a clue that a message or email might be phishing?

- There are spelling and grammar errors.
- There's a sense of urgency - DO THIS NOW!
- You don't remember buying or purchasing what they are claiming.
- All of the above.





# ARMY



There are many roles in the army. It is a job that requires respect, courage, quick decision making, resilience, planning and preparation.

Read the scenario below and write down what you would do.

A cyber attack has caused a nationwide power cut. You don't know how long it is going to last. Make a plan to get through the next 48 hours:

1. Which items and supplies will you gather together?
2. How will you store water?
3. What items will you need to protect? Why?
4. Who will you check on? Who will need your help the most?
5. What will you share, and with who?



"On Saturday, I think it was the 15th - no the 16th of May, I was in Glasgow shopping with my daughter Elaine. We were out shopping for her birthday and I was planning on buying her something nice from Marks and Spencers. We were just walking along Argyle Street, chatting away, when I felt a strong tug at my arm. Suddenly, I was pushed to the ground, falling on top of poor Elaine! I hurt my hip and Elaine skinned her whole arm! That's when I saw that horrible man run away with my bag! He was tall and quite strong looking. I couldn't really see his face but he had a dark beard and a horrible grin! He was wearing a grey hoodie. Oh please officer, can you catch him?!"

When an incident happens and the police arrive at the scene, officers will have to take statements to record what happened. Police officers will ask questions to find out exactly what happened and their statement will summarise the main, important information.

### Your Task

An elderly woman has been robbed on the street. A thief stole her handbag and ran off. Her story is on the piece of paper provided. Can you pick out the key information and summarise it into your own police statement? Write down any further questions you would ask.







## CHEF

Plate up like a five star / Michelin star chef!  
If you ever go into a fancy restaurant, you'll notice that the chefs pay a lot of attention to how your meal is presented. How it looks.

### Your task

Choose one of these items:

A teacake or beans on toast.

Put this on a plate like a five star chef.

Your aim is to make it look as posh and pretty as possible!

Take pictures of your masterpiece, upload it to Teams and describe it as though it is on a fancy restaurant menu. For example:

A teacake might be -

A chocolate dome with a sweet marshmallow mousse.

Look at the example pictures for inspiration!



MICHELIN





# ARCHITECT

An architect is a person who designs buildings and prepares plans to give to a builder. Architects decide the size, shape, and what the building will be made from.

Here is an example of an architect sketch. They usually start off by sketching in pencil and once they are happy with it, they will go over their drawing with black, fine line pen - using a ruler, colouring in and marking garden areas, flowers, trees, paths etc.



## Your Task:

Below, your client is trying to describe what they would like their new house to look like. Can you draw an architect sketch to match their requirements?

P.s If you search 'architect sketch' on Google or YouTube you will find tutorial videos and inspiration.

## Client Description:

"I would like a modern style house, with some wood and stone detail. My house will be next to a river, so I would like high glass windows to appreciate the view. I would also like a balcony overlooking the river and a large garden at the back. The house will need 4 bedrooms to accommodate my family."