


A

Rhymes are an important part of early learning. Keep the learning fun – chant together, sing together, do the actions together, clap the rhythm together.

One, two three,
Father caught a flea.
Put it in a teapot
To make a cup of tea.

The flea jumped out,
Mother gave a shout,
In came Billy
With his shirt hanging out.



- ★ I have been using my magic to go on an adventure! Can you name the different places I popped up in?
- ★ Can you take one of your toys on an adventure like mine? Ask your helper to take some photographs for you just like I did.



Ready,
steady,
write!



A

Sequencing things in the right order is an important skill. Help your child to retell Mavis's adventure in order using the time words on the story path. Help them write in the correct words.

One morning,
Mavis
decided to go
on an
adventure.

First, she
went to the

to have a
wash.



Then, she went
looked in the

to find some food.



After that, she
hid in the long
green



Then, she hid
in a spotty
_____.



Next, she
climbed into
a prickly
_____.



After that, she
sat on a high

and watched the
birds.




Next, she
looked at
herself in a
_____.




Finally, she
climbed into a
warm, comfy


and snuggled down
to sleep.





★ Time to stick the photographs of your toy's adventure on the story path and tell their adventure story. If you haven't got photographs, you can draw the pictures instead.





★ This is one of my favourite poems. It's called *Happy Poem* and was written by a poet called James Carter. Read it together a couple of times. See if you can clap along with the rhythm too.

Happy Poem

Happy as a rainbow
happy as a bee
happy as a dolphin
splashing in the sea

Happy as bare feet
running on the beach
happy as a sunflower
happy as a peach

Happy as a poppy
happy as a spoon
dripping with honey
happy as June

Happy as a banjo
plucking on a tune
happy as a Sunday
lazy afternoon

Happy as a memory
shared by two
happy as me ...
when I'm with you.



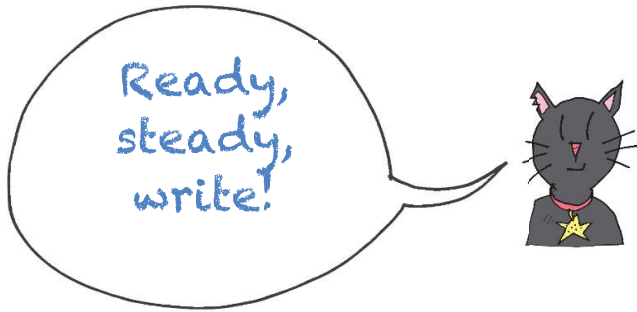
Let's
talk!

A

Talk about each of the pictures and look back at the poem to see if it is mentioned.

★ How many of the things on this page did you read about in the poem? Draw a circle around the ones that are in the poem.





A This is a fun way of supporting your child to get ready to write. Wrap an elastic band several times around the end of a pencil until it is tight. Then take 5 or 6 other elastic bands and attach them to the end of the pencil by lifting the tight band and slipping the end of the loose band underneath to make your paintbrush.


One of my favourite things in the poem is the rainbow. Can you paint a rainbow using an elastic-band paintbrush?

Here's my elastic band paintbrush and my rainbow picture ...





Here is a picture frame for your rainbow painting.





A

Making your feely tray

The best things to use in the tray are salt, sand or flour as these leave a clear pathway of the letter as your child forms it.

★ Ladybird picked three action words from the poem. Can you write these words with your finger in a feely tray?

splashing



running



dripping

