


Name \_\_\_\_\_


Class \_\_\_\_\_

# See Saw


DIRECTIONS: Cut out the rhythms below and paste them in the correct box to make the rhythm for See Saw.



See




Saw




up and




down,



In the



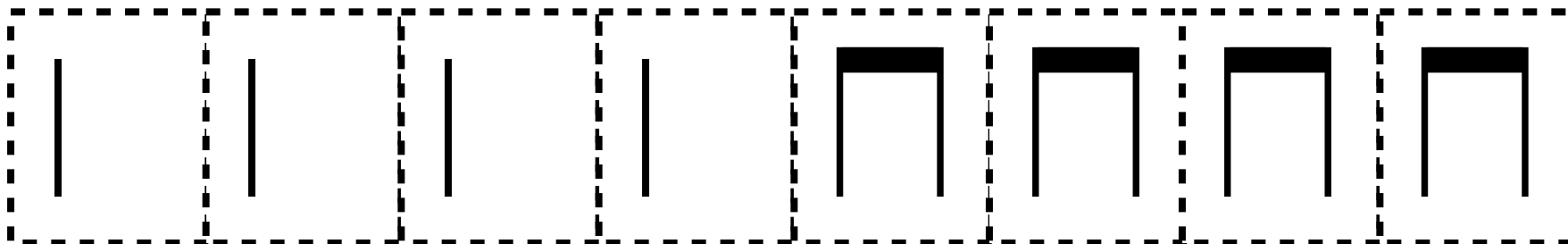
air and



on the



ground.



# Thank You!

Thank you for downloading this product from my TpT store!  
Please take a moment to let me know what you think and  
how it's working in your classroom by leaving feedback.

# Terms of Use

This download is for single classroom/studio/teacher use.

You may NOT edit, copy, redistribute, or sell any of the material in this file.

# Credits

Clipart from  
[MyCuteGraphics.com](http://MyCuteGraphics.com)