








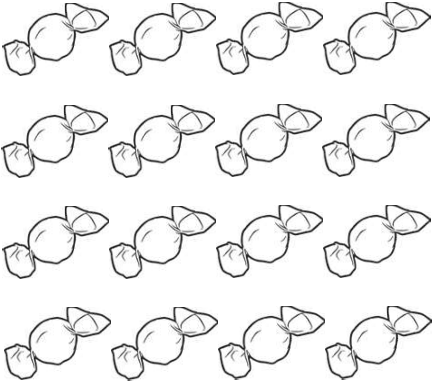

Parents: In year 2, children are taught more about fractions. They study fractions visually by shading parts of shapes, and also look at finding fractions of amounts, for example, half of 12 cakes is 6 cakes. In these questions, encourage your child to find and shade half the number of objects. It may also help if your child counts out the equivalent number of counters/buttons/beads and shares them to help them get a practical understanding of what it means to make one half or one quarter of a number of objects.

Fractions of Amounts

Find $\frac{1}{2}$ of these amounts:

		
<p>Total: 4 bears</p> <p>$\frac{1}{2}$ of 4 is 2</p>	<p>Total: <input type="text"/> cakes</p> <p>$\frac{1}{2}$ of <input type="text"/> is <input type="text"/></p>	<p>Total: <input type="text"/> dogs</p> <p>$\frac{1}{2}$ of <input type="text"/> is <input type="text"/></p>
		
<p>Total: <input type="text"/> cars</p> <p>$\frac{1}{2}$ of <input type="text"/> is <input type="text"/></p>	<p>Total: <input type="text"/> balls</p> <p>$\frac{1}{2}$ of <input type="text"/> is <input type="text"/></p>	<p>Total: <input type="text"/> apples</p> <p>$\frac{1}{2}$ of <input type="text"/> is <input type="text"/></p>

Find $\frac{1}{4}$ of these amounts:




		
<p>Total: <input type="text"/> bananas</p> <p>$\frac{1}{4}$ of <input type="text"/> is <input type="text"/></p>	<p>Total: <input type="text"/> sweets</p> <p>$\frac{1}{4}$ of <input type="text"/> is <input type="text"/></p>	<p>Total: <input type="text"/> cats</p> <p>$\frac{1}{4}$ of <input type="text"/> is <input type="text"/></p>

Challenge: Find $\frac{3}{4}$ of the bananas.


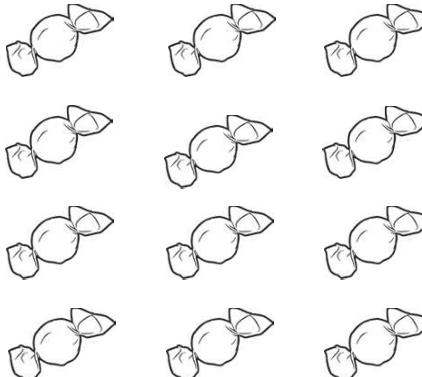

Parents: In year 2, children are taught more about fractions. They start by shading parts of shapes, and also look at finding fractions of amounts, for example, half of 12 cakes is 6 cakes. In these questions, encourage your child to find and shade half the number of objects. It may also help if your child counts out the equivalent number of counters/buttons/beads and shares them to help them get a practical understanding of what it means to make one half or one quarter of a number of objects. For the last set of questions, ensure your child understands that if we take $\frac{1}{4}$ away, we are left with $\frac{3}{4}$. It may help to use a piece of toast or a cake to demonstrate this - cut it into 4 and take 1 piece away - how many pieces (quarters) are left? To complete these questions, show your child how find $\frac{1}{4}$ of the objects, but instead of counting the $\frac{1}{4}$, count what is left over - the $\frac{3}{4}$.

Fractions of Amounts

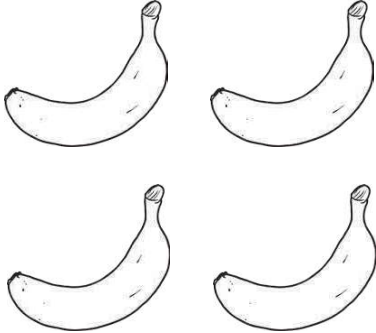
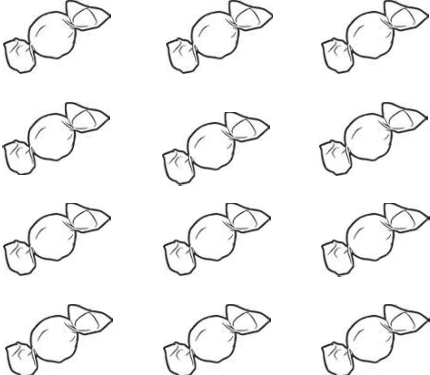

Find $\frac{1}{2}$ of these amounts:

		
Total: <input type="text"/> cars	Total: <input type="text"/> balls	Total: <input type="text"/> apples
$\frac{1}{2}$ of <input type="text"/> is <input type="text"/>	$\frac{1}{2}$ of <input type="text"/> is <input type="text"/>	$\frac{1}{2}$ of <input type="text"/> is <input type="text"/>

Find $\frac{1}{4}$ of these amounts:

		
Total: <input type="text"/> bananas	Total: <input type="text"/> sweets	Total: <input type="text"/> cats
$\frac{1}{4}$ of <input type="text"/> is <input type="text"/>	$\frac{1}{4}$ of <input type="text"/> is <input type="text"/>	$\frac{1}{4}$ of <input type="text"/> is <input type="text"/>

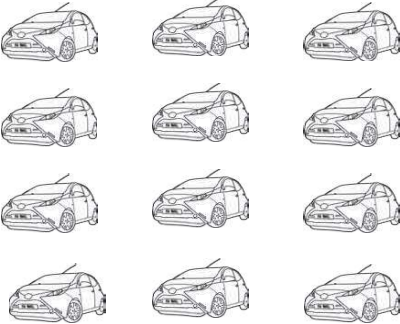

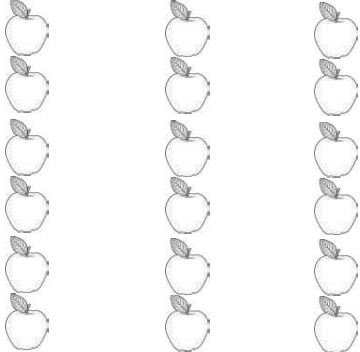
Challenge: Find $\frac{3}{4}$ of these amounts:

		
<p>Total: <input type="text"/> bananas</p> <p>$\frac{3}{4}$ of <input type="text"/> is <input type="text"/></p>	<p>Total: <input type="text"/> sweets</p> <p>$\frac{3}{4}$ of <input type="text"/> is <input type="text"/></p>	<p>Total: <input type="text"/> cats</p> <p>$\frac{3}{4}$ of <input type="text"/> is <input type="text"/></p>


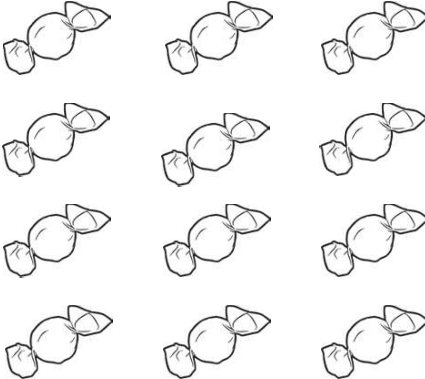
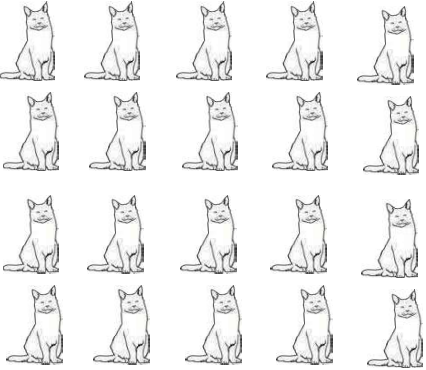
Parents: In year 2, children are taught more about fractions. They start by shading parts of shapes, and also look at finding fractions of amounts, for example, half of 12 cakes is 6 cakes. In these questions, encourage your child to find and shade half the number of objects. It may also help if your child counts out the equivalent number of counters/buttons/beads and shares them to help them get a practical understanding of what it means to make one half or one quarter of a number of objects. For the last set of questions, ensure your child understands that if we take $\frac{1}{4}$ away, we are left with $\frac{3}{4}$. It may help to use a piece of toast or a cake to demonstrate this - cut it into 4 and take 1 piece away - how many pieces (quarters) are left? To complete these questions, show your child how find $\frac{1}{4}$ of the objects, but instead of counting the $\frac{1}{4}$, count what is left over - the $\frac{3}{4}$.

Fractions of Amounts


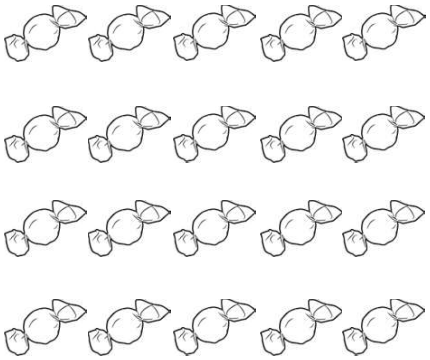
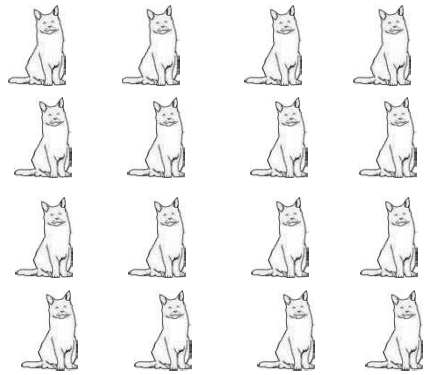
Find $\frac{1}{2}$ of these amounts:

		
Total: <input type="text"/> cars $\frac{1}{2}$ of <input type="text"/> is <input type="text"/>	Total: <input type="text"/> balls $\frac{1}{2}$ of <input type="text"/> is <input type="text"/>	Total: <input type="text"/> apples $\frac{1}{2}$ of <input type="text"/> is <input type="text"/>

Find $\frac{1}{4}$ of these amounts:

		
Total: <input type="text"/> bananas $\frac{1}{4}$ of <input type="text"/> is <input type="text"/>	Total: <input type="text"/> sweets $\frac{1}{4}$ of <input type="text"/> is <input type="text"/>	Total: <input type="text"/> cats $\frac{1}{4}$ of <input type="text"/> is <input type="text"/>

Challenge: Find $\frac{3}{4}$ of these amounts:

		
<p>Total: <input type="text"/> bananas</p> <p>$\frac{3}{4}$ of <input type="text"/> is <input type="text"/></p>	<p>Total: <input type="text"/> sweets</p> <p>$\frac{3}{4}$ of <input type="text"/> is <input type="text"/></p>	<p>Total: <input type="text"/> cats</p> <p>$\frac{3}{4}$ of <input type="text"/> is <input type="text"/></p>