

# Outdoor Learning Maths Investigations KS2

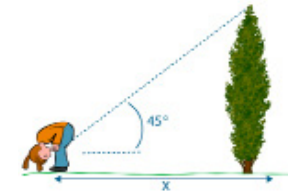


## Investigation 1

"I can measure the height of a tree by standing at the base of the tree and then walking away from it until I can see the tree when I look up through my legs. The distance I am away from the base of the tree is equivalent to the height.

**Prove it!**

What will you use to measure the distance you are from the tree? How will you know you are accurate?



## Investigation 2

"The tallest trees have the largest leaves."

**Prove it!**

How will you measure the height of the tree?

How will you decide the size of the leaf?

How will you record your investigation?



## Investigation 3

"The longest blades of grass are always around the edge of the grass patch."

**Prove it!**

What will you use to measure the grass?

How will you record your investigation?



#### Investigation 4

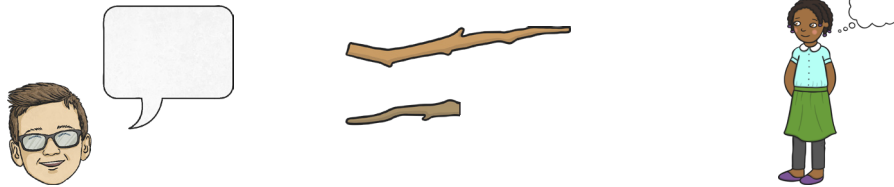
“It is impossible to find a stick which is half the length of another stick.”

#### Prove it!

Do not break sticks to change their size!

How will you begin your investigation?

How will you know which sticks you have already tried?



#### Investigation 5


Go on a short minibeast hunt. Create a graph to show the types of minibeasts that you found.

Which type of graph will you use?

What will you put in the x-axis?

What will you put in the y-axis?

Create questions about your graph to test another pupil.



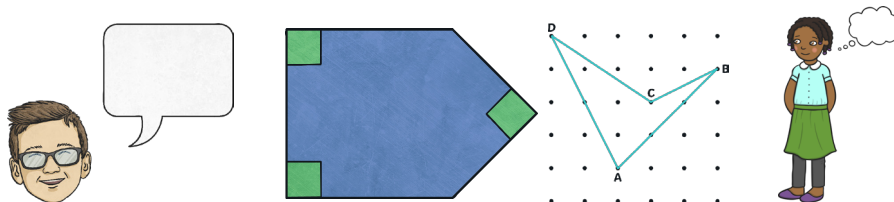
#### Investigation 6

“There are right angles, obtuse angles and acute angles in nature.”

#### Prove it!

How will you record your investigation?

How will you measure the angles?



#### Investigation 7

“The height of a tree is three times the distance around its trunk (tree girth)”

#### Prove it!

How will you plan your investigation?

How will you measure the tree height?

How will you measure the girth of the tree trunk?

