



P1

Learning
Grid

Supporting
Documents

w/b
15.6.20


j

jack slides

down

the beanstalk
into the house

but don't forget the cloud



j j j j j j




jam



jug

jelly



j j j j j j





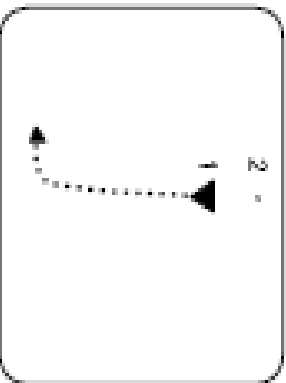


Name: _____

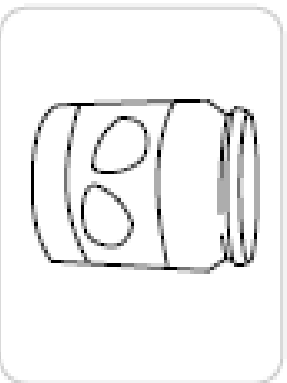
Class: _____



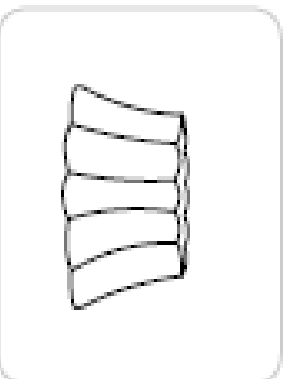
Say the letter name and sound. Then write it below.



Look at the pictures. Say the words.
Finish writing the words using the letter j.



__ a __ m __



__ e __ l __ l __ y __



Write your own 'j' word on the line. Draw a picture.



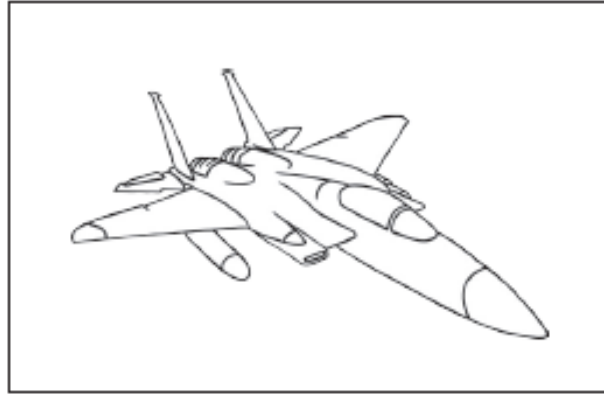


Read the story and highlight the 'j' words.
Can you colour the jets the correct colours?

The Jets




Jed was a jet. He went high up in the air.



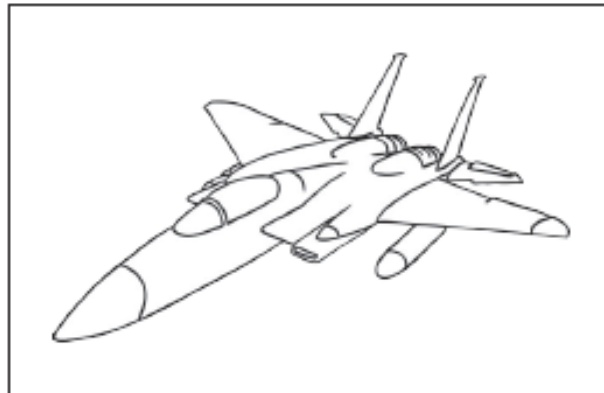
He had green wings and a black tail.



He went high and it was fun.
He did jumps and tricks.



He went fast along the floor and then just took off into the air.



Jack was a jet too. He had pink wings and a tail as red as jam.



Jed went to join Jack up high. Together, they just went higher than ever.

Action Words (verbs) Wordmat

I can ...

run

swim

hop

jog

swing

clap

turn

jump

spin

stomp

Word Families



ab
cab grab
crab lab
dab nab
drab tab

ad
bad lad
dad mad
glad pad
had tad

ag
bag nag
brag rag
drag tag
gag wag

am
am Sam
ham slam
jam spam
Pam yam

an
can plan
fan ran
man tan
pan than

ap
cap map
gap nap
lap tap
flap trap

at
bat mat
cat pat
hat sat
flat that

ed
bed red
fed shed
led Ted
Ned wed

en
Ben pen
den ten
hen then
men when

et
get net
jet pet
let set
met yet



ob
blob mob
Bob rob
glob slob
job snob

ig
big pig
dig rig
fig twig
jig wig

og
bog hog
dog jog
fog log
frog smog

in
bin pin
chin tin
grin win
fin twin

op
cop pop
drop shop
hop stop
mop top

ip
dip rip
hip sip
flip tip
nip trip

ot
cot jot
dot not
got plot
hot tot

it
bit quit
fit sit
hit split
pit wit



ub
cub rub
club scrub
grub sub
hub tub

ug
bug lug
dug mug
hug rug
jug tug

un
bun run
fun shun
nun stun
pun sun

ut
but nut
cut rut
gut shut
hut strut




One More and One Less





Count the number of objects. Then, write the number that is one more and one less in the boxes.


one less


one more


















Directions:

- Roll the die and record the number in the middle column.
- In the left column write the number that is 1 less.
- In the right column write the number that is 1 more.



one less	number	one more
↑		↓
↑		↓
↑		↓
↑		↓
↑		↓
↑		↓
↑		↓
↑		↓
↑		↓
↑		↓

Name: _____

Class: _____

Look at the numbers and write one more and one less in the circles.

one less

43

one more

56

87


36

104

40

50

79



Fitness Circuit Cards

Star Jumps

Do star jumps for one minute:

- How many can you do?



Fitness Circuit Cards

Bunny Jumps

Do 10 bunny jumps:

- How far can you travel?
- How high can you jump?
- Can you jump higher or further than your friend?



Fitness Circuit Cards

Line Jumps

Face a line and jump forwards and backwards over the line:

- What happens if you jump using your arms to propel you?
- What happens if you **don't** use your arms?
- How many jumps can you do in a minute?

Fitness Circuit Cards

Tuck jumps

Do 10 tuck jumps:



- How high can you jump?
- Can you jump higher than your buddy?
- How many tuck jumps can you do without stopping?



Cut and stick the pictures on the next page. Use a mirror to help you!

Symmetric

Asymmetric



Lines Of Symmetry In Capital Letters

Draw any lines of symmetry on these capital letters.

A B C D E F G


H I J K L M N

O P Q R S T U

V W X Y Z

Natural Symmetry Task Cards Symmetry Art

- 1) Place a stick on the ground.
- 2) Find natural objects to make your pattern (leaves, stones, sticks).
- 3) Place the objects on each side of the stick making sure to keep the pattern symmetrical.



Natural Symmetry Task Cards Make It Symmetrical

Recreate this pattern and make it symmetrical by adding one more leaf.



Natural Symmetry Task Cards Symmetrical Pattern

Place the following objects on either side of the stick to make a symmetrical pattern.

- 4 green leaves
- 2 brown leaves
- 4 yellow leaves
- 2 sticks