

13th May 2020

National
Numeracy
Day

Sharing a picnic

Think of a picnic which two children are going to share equally – what will they each have?

How could we share the pizza fairly?

What about a bowl of tomatoes?

A bunch of grapes? One apple? A cake?

What would you have in your picnic that could be shared with a friend? Draw a picture and show how it could be shared.



Curriculum Link: Recognise, find and name half as one of two equal parts; recognise two quarters are the same as a half.

School level: Y1/P2

Brought to you by

NN National
Numeracy

Founding supporter

KPMG

One of the best ways you can support your children's learning is to make sure you are confident with your numbers.

Find out how at numeracyday.com

For use by the purchasing institution only.
Copyright © National Numeracy 2015. Commercial copying, hiring and lending is prohibited.

Registered charity no: 1145669

13th May 2020

National Numeracy Day

Planning a trip

You have £100 to spend on a day out.


Where would you go?

Would you take any family members?

How much would it cost?

Could you visit more than one place?

Make up a day's plan of real places to visit and how much it would cost. Here is an example of a day out, but you can go anywhere you like! You don't have to use all your money.



Place	Who	Cost	Total
Castle	2 adults and 2 children	Adults: £8.00 each Children: £5.00 each	£26.00
Beach	1 adult and 2 children	Only ice-creams: £2.00 each	£6.00
Zoo	2 adults and 2 children	Adults: £15.00 each Children: £6.00 each	£42.00
Ice skating	1 adult and 4 children	Adult: £10 Children: £4 each	£26.00

 **Curriculum Link:** Add and subtract amounts of money using both £ and p in practical contexts.
School level: School level: Y3/P4

Brought to you by



Founding supporter



One of the best ways you can support your children's learning is to make sure you are confident with your numbers.

Find out how at [numeracyday.com](https://www.numeracyday.com)

For use by the purchasing institution only.
Copyright © National Numeracy 2015. Commercial copying, hiring and lending is prohibited.

Registered charity no: 1145669

13th May 2020

**National
Numeracy
Day**

Numbers challenge

Do you have a clock in your house?

Can you read all the numbers?

Where else in the house can you find numbers?

Can you find some in every room in the house?

What numbers can you find?

Look carefully, some of them might be hidden.

Write down some of the numbers you find and draw what they are on...



Curriculum Link: To read and write numbers to 20.

School level: Y1/P2

Brought to you by

NN National
Numeracy

Founding supporter

KPMG

**One of the best ways you can support
your children's learning is to make sure
you are confident with your numbers.**

Find out how at numeracyday.com

For use by the purchasing institution only.
Copyright © National Numeracy 2015. Commercial
copying, hiring and lending is prohibited.

Registered charity no: 1145669

13th May 2020

National Numeracy Day

National Numeracy Day dates

National Numeracy Day is celebrated in May every year.

Here are some historical events that happened in May:

1536 Henry VIII's wife Anne Boleyn was beheaded

1796 The first smallpox vaccine was introduced by Dr Edward Jenner

1945 VE Day celebrated the end of World War Two in Europe

2018 The first National Numeracy Day was held

Can you draw a timeline from 1536 to now? Then can you add any important dates you know that fit in this timeline? It could be historical events or important dates in your own family history. Sometimes you could put two dates, for example the First World War was from 1914 to 1918 and lasted 4 years.



Curriculum Link: Solve problems using months and years.

School level: Y4/P5

Brought to you by



Founding supporter



One of the best ways you can support your children's learning is to make sure you are confident with your numbers.

Find out how at numeracyday.com

For use by the purchasing institution only.
Copyright © National Numeracy 2015. Commercial copying, hiring and lending is prohibited.

Registered charity no: 1145669

Measures

13th May 2020

National
Numeracy
Day



Activity 1

Choose 5 of your favourite toys.

Put them in order from shortest to tallest.

Are any taller than the length of your hand?

Now put them in order from lightest to heaviest.

Are they in the same order?

Which are in a different place?

Activity 2

Find 5 things in the food cupboard.

Estimate which will be the lightest and heaviest.

Feel them in your hands
- were you right?

What is the lightest piece
of food you can find?

Brought to you by

 National
Numeracy

Founding supporter

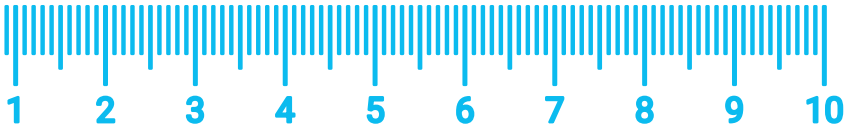
 KPMG

[numeracyday.com](https://www.numeracyday.com)
#NationalNumeracyDay

Number riddles

13th May 2020

National Numeracy Day




What you will need:

- Paper and pens
- Print outs of the riddles
- Tape measure / measuring device

You will need to do some preparation ahead of this activity. Make sure you plan out your riddles and include specific references to your classroom/school (some suggestions are included below, but feel free to create your own – the X will need your input).

Split your class into teams or pairs and give each team a riddle worksheet. Send them around the school/classroom to solve the riddles. You could make it a competition to complete within a certain timeframe, or just ensure it is completed by the end of the day.



Riddle 1. I have four sides, two are long and two are not. Words disappear from me. What am I?

Riddle 2. I'm (X) pages long and made from tree, I teach you things, can you find me?

Riddle 3. I'm (X) metres away from where you stand, but when your tummy rumbles I may as well be in another land

Riddle 4. Look at my face and you will see, add 6 to 9 and get to 3. What am I?

Riddle 5. From one end to the other, I take (X) steps. What am I?

RIDDLE ANSWERS

1. whiteboard, 2. textbook,
3. lunch room , 4. clock, 5. corridor

Brought to you by



Founding supporter



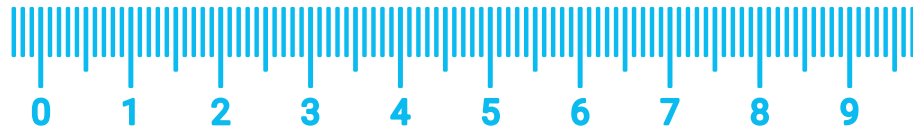
numeracyday.com
#NationalNumeracyDay

Number riddles

13th May 2020

National Numeracy Day

WORKSHEET



Riddle 1. I have four sides, two are long and two are not. Words disappear from me. What am I?

Riddle 2. I'm pages long and made from tree, I teach you things, can you find me?

Riddle 3. I'm metres away from where you stand, but when your tummy rumbles I may as well be in another land

Riddle 4. Look at my face and you will see, add 6 to 9 and get to 3. What am I?

Riddle 5. From one end to the other, I take steps. What am I?

Brought to you by



Founding supporter



[numeracyday.com](https://www.numeracyday.com)
#NationalNumeracyDay

Back to back Picasso

13th May 2020

National
Numeracy
Day

What you will need:

- Paper
- Pens/pencils
- Imagination

Working in pairs, each person takes turns to describe shapes to their partner, whilst their partner must try to draw each exact shape. The aim is to get as close to the original as possible. You are allowed to say the shape names, e.g. 'square' so it might sound simple but it's harder than you think!

This activity focusses heavily on verbal communication and listening skills. Try each set of shapes in increasing order of difficulty on the next page and see how you get on. Try and set a time limit - we suggest 30 seconds - to describe each shape.

We'd love to see your works of art. Why not share them on social media using **#NationalNumeracyDay**



Brought to you by



Founding supporter



[numeracyday.com](https://www.numeracyday.com)
#NationalNumeracyDay

Back to back Picasso


13th May 2020

National
Numeracy
Day

Easy: Simple, can be named if you know the name of the shape; might need a little more detail about angles/proportions to get them accurate.



Medium: Some more complex compound shapes, where you need to describe how to add/subtract shapes.



Hard: Finally, a set of more challenging ones!



Brought to you by



Founding supporter



[numeracyday.com](https://www.numeracyday.com)
#NationalNumeracyDay

At the zoo

13th May 2020

National
Numeracy
Day

At the zoo, there are many different types of animals.

Some have 2 legs, some have 4 legs, some have more than 4 legs and some have none at all!

Can you and your family think of all the zoo animals you like?

How many legs does each one have?



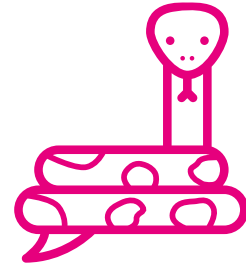
Try to group them according to the number of legs.

You could draw:

- A picture
- A pictogram
- A tally chart
- Bar charts or a table.

Could you think of an animal for each group?
Which group had the most?

How many more had 4 legs than had no legs?



Brought to you by



Founding supporter



[numeracyday.com](https://www.numeracyday.com)
#NationalNumeracyDay

Bringing numbers to life

13th May 2020

National Numeracy Day

What you will need:

- Scissors

Print out the number grid on the right. Cut out the numbers together and lay them out.


Ask your children to hold them up in response to some questions that demonstrate where numbers appear in daily life.

Example questions

- How many eggs are in the egg box?
- How many toothbrushes are in the cup if I remove 1?
- If I have £5 in my pocket and I spend £1, how much do I have left?

Where else do numbers appear?

See how creative you can be!



Brought to you by



Founding supporter



[numeracyday.com](https://www.numeracyday.com)
#NationalNumeracyDay

Colour the shapes


13th May 2020

National
Numeracy
Day

What you will need:


- Colouring pens / pencils
- Scissors (for additional activity)

A simple colouring activity for your little ones. Print the following sheet and take some time out for yourself whilst they bring these shapes to life with colour.



For an additional activity, try counting how many sides each shape has.

You could cut them out and put them into groups according to how many sides they have.



Brought to you by



Founding supporter



[numeracyday.com](https://www.numeracyday.com)
#NationalNumeracyDay

Silly string

13th May 2020

National
Numeracy
Day

What you will need:


- A ball of string or a long rope
- Imagination



All players should stand in a circle and hold on to the string or rope with both hands, with one person holding on to each end of the rope to make a closed circle.

Nominate someone different each time to call out a shape so that the whole group has to move the string or rope into position to make that shape.

Here are some shapes to get you going:



Hexagon



Square



Heart



Star



Rectangle

Finding it too easy? Try to create different shapes without talking, or try it blindfolded!

What did everyone like or dislike about this activity?

Brought to you by



Founding supporter



[numeracyday.com](https://www.numeracyday.com)
#NationalNumeracyDay