




# EPS OLYMPIC ACTIVITY GRID I



## Assembly

To introduce this Topic, Miss Weston has prepared an assembly including a Quiz. Please visit the link to watch the assembly.

<https://www.youtube.com/watch?v=qy5Ue4pbomI&t=1s>

**Task: Complete the Quiz and either tell an adult or write 5 facts you learned about the Olympics.**

QUIZ TIME

## Olympic Mascots

The two mascots of the Tokyo 2020 Olympics are Miraitowa and Someity. For more information about them visit:

<https://tokyo2020.org/en/games/olympics-mascot/>

**Task: Design your own mascot for an Olympic Games. Make sure you give it a name and write a character description for it.**



## Japan

The hosts for the 2020 Olympics is Tokyo which is the capital city of Japan.

<https://www.kids-world-travel-guide.com/japan-facts.html>

<https://www.natgeokids.com/uk/discover/geography/countries/facts-about-japan/>

**Task: Research interesting facts about Japan or Tokyo and display your findings in a poster, fact file or using digital learning.**



## Japanese Numbers

Japanese numbers are very different to ours. The video below and help sheet attached teaches you how to count to 10 in Japanese.

**Task: Can you count to 10 in Japanese? Can you draw the Japanese numerals? Why not make up some maths questions using Japanese numerals for your family to solve? Can you learn beyond numbers to 10?**

<https://www.youtube.com/watch?v=zqNotzty3kE>

## Olympics Topic Grid

**4/05/2020- 18/05/2020**

This topic grid is for all P1-7 pupils. Tasks are optional and pupils can choose which activities they would like to complete.

The focus for this grid is:

**Japan and Olympic Customs.**

Have fun and enjoy completing these tasks with your family ☺

## Olympic Torch

The Olympic torch is an important symbol of the Olympics. It is lit at the opening ceremony and is extinguished at the closing ceremony.

**Task: Can you make your own Olympic torch using materials you have in the house.**



## Olympic Rings

The Olympic Rings are another important symbol of the games. The 5 coloured rings represent 5 continents- Europe, Asia, Africa, The Americas, and Australia (Oceania).

**Task: Can you represent the 5 Olympic rings in a creative way.**



## Olympic Opening and Closing Ceremonies

At the start and end of each Olympics there is a special ceremony. All the athletes parade around the stadium and there is a special show with dancing and singing.

**Task: Can you write your own Olympic song or choreograph your own dance routine for the opening or closing ceremony. Try to make your own opening ceremony parade and film or photograph it. You'll need to be creative!**

## Japanese Greetings

Japan's main language is Japanese which sounds very different from ours.

**Task: Can you use the help sheet attached to learn some Japanese phrases and words. This video might help you too.**

<https://www.youtube.com/watch?v=cOgVTHjG>

[MJA](#)





# EPS OLYMPIC ACTIVITY GRID I



## Japanese Animals

The Green pheasant is the national bird of Japan and the Japanese Macaque is the national animal.

**Task: Choose one of these to research. Can you find out the following information?**

**Habitat, size/weight, what they eat, population, where they live and any other interesting facts.**



## National Anthem

The winning team or athlete's national anthem is played at the medal ceremony for each event.

**Task: 'Flower of Scotland' is Scotland's national anthem. Another popular anthem for Scotland is 'Scotland the Brave'. Try to learn the lyrics to both songs. If you play an instrument try to learn how to play the songs.**

## Japanese Sports

The most popular Olympic sports in Japan are football, golf, tennis and sumo wrestling.

**Task: Find out facts about one of the sports above and try to play them. If you don't have the right equipment try to make your own.**



## Cherry Blossom

The Cherry Blossom is a very popular flower in Japan.

**Task: Create your own Cherry Blossom piece of art. Can you find any Cherry Blossom's on your daily exercise? If you do take a photo.**



## Olympics Acrostic Poem

### **Acrostic Poem**

An acrostic poem uses the letters in the topic to tell about it.

Write a word vertically and write a word, phrase, or short sentence about it using each letter.

**Task: Write an acrostic poem for the Olympics.**

## Origami

Origami is often associated with Japan and is the art of paper folding.

**Task: Try to make your own origami animal.**



## Medals

Medals are given out to the first, second and third placed athletes at each event in the Olympics.

**Task: Make your own medals and give them out to people you think deserve them.**



## Olympic Motto

The Olympic motto in Latin is "Citius, Altius, Fortius" - which translates in English as "Swifter, Higher, Stronger".

**Task: Come up with a Motto that you think should be used to represent Eastertoun Primary School.**

## Olympic Baking

We love to bake and know lots of you do too!  
**Task: Why not bake some cakes or cookies and decorate them using an Olympics theme. We have attached a recipe for some cookies you can try.**



# Sūji 数字 Numbers

One	1	ichi	一
Two	2	ni	二
Three	3	san	三
Four	4	shi/yon	四
Five	5	go	五
Six	6	roku	六
Seven	7	shichi/nana	七
Eight	8	hachi	八
Nine	9	ku/kyū	九
Ten	10	jū	十

## First words in Japanese

English	Transliteration	Translation
Welcome	Yookoso	ようこそ
Hello	Konnichiwa	こんにちは
Goodbye	Sayonara	さようなら
Good morning	Ohayo	おはよう
Good afternoon	Konnichiwa	こんにちは
Thank you	Arigato	ありがとう
Sorry	Gomennasai	ごめんなさい
Please	Onegai shimas	お願いします
Yes	Hai	はい
No	Iie	いいえ
Come here	Kochirani kite kudasai	こちらに来て下さい
Well done	Yoku dekimashita	よくできました

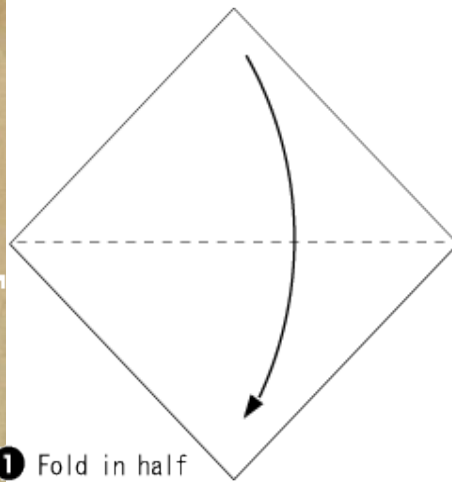


# THE FLOWER OF SCOTLAND

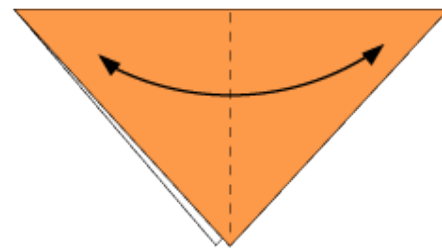
O FLOWER OF SCOTLAND  
WHEN WILL WE SEE YOUR LIKE AGAIN  
THAT FOUGHT AND DIED FOR  
YOUR WEE BIT HILL AND GLEN  
AND STOOD AGAINST HIM  
PROUD EDWARD'S ARMY  
AND SENT HIM HOMEWARD  
TAE THINK AGAIN

THE HILLS ARE BARE NOW  
AND AUTUMN LEAVES LIE THICK AND STILL  
O'ER LAND THAT IS LOST NOW  
WHICH THOSE SO DEARLY HELD  
AND STOOD AGAINST HIM  
PROUD EDWARD'S ARMY  
AND SENT HIM HOMEWARD  
TAE THINK AGAIN

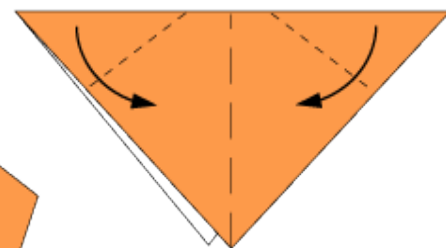
THOSE DAYS ARE PASSED NOW  
AND IN THE PAST THEY MUST REMAIN  
BUT WE CAN STILL RISE NOW  
AND BE THE NATION AGAIN  
THAT STOOD AGAINST HIM  
PROUD EDWARD'S ARMY  
AND SENT HIM HOMEWARD  
TAE THINK AGAIN



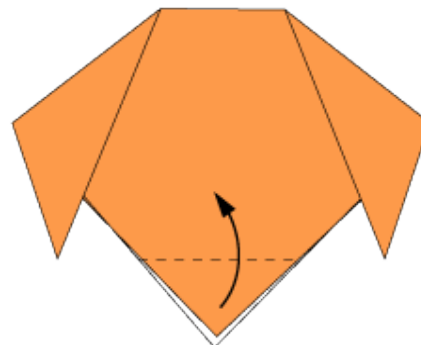
1 Fold in half



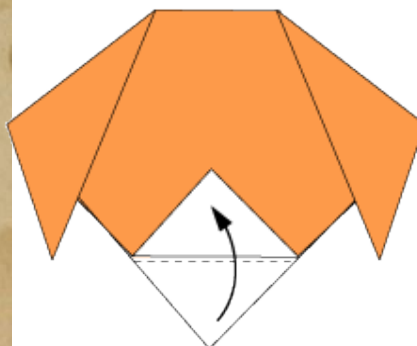
2 Fold in half to make crease



3 Fold in the dotted line

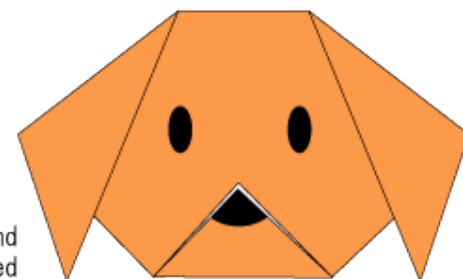


4 Fold in the dotted line

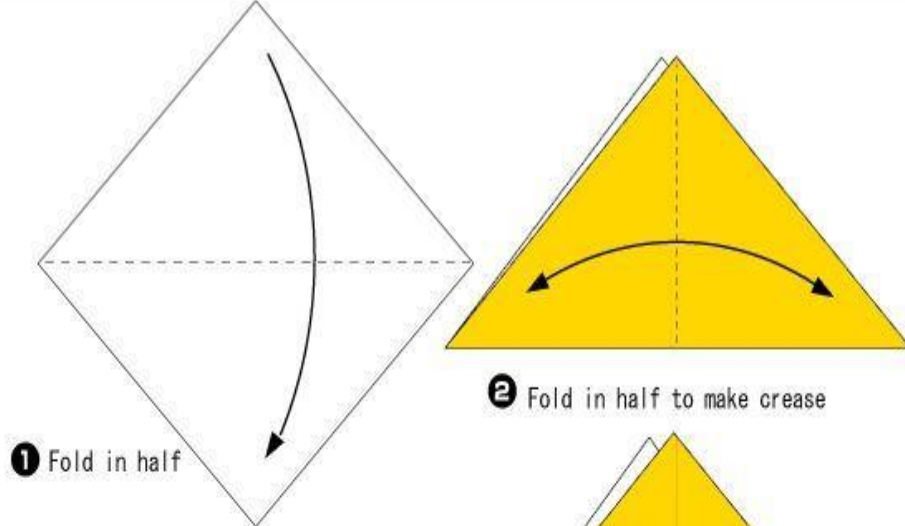


5 Fold in the dotted line

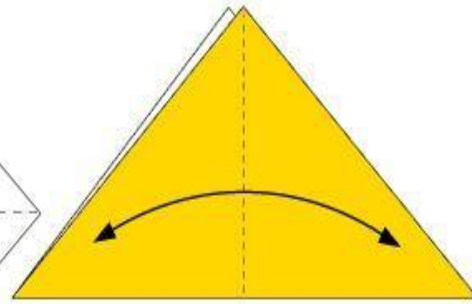
6 Draw a face and finished



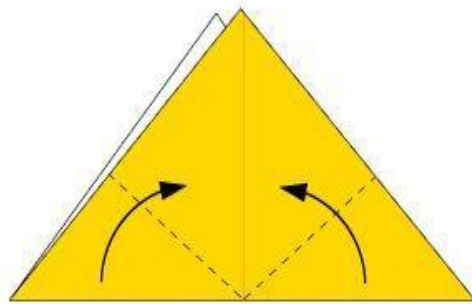
A Dog (face)



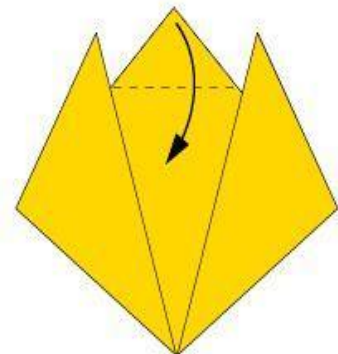
1 Fold in half



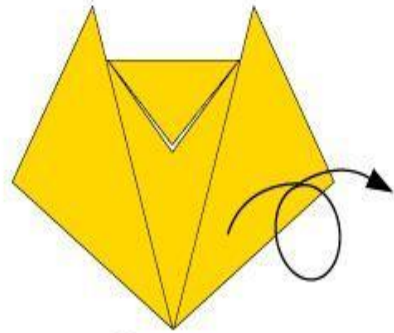
2 Fold in half to make crease



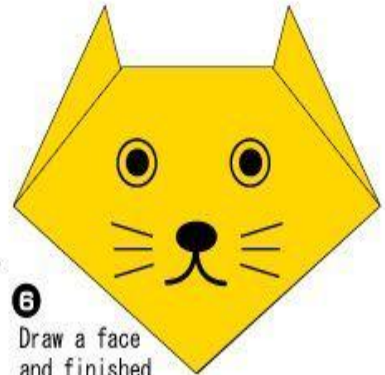
3 Fold in the dotted line



4 Fold in the dotted line



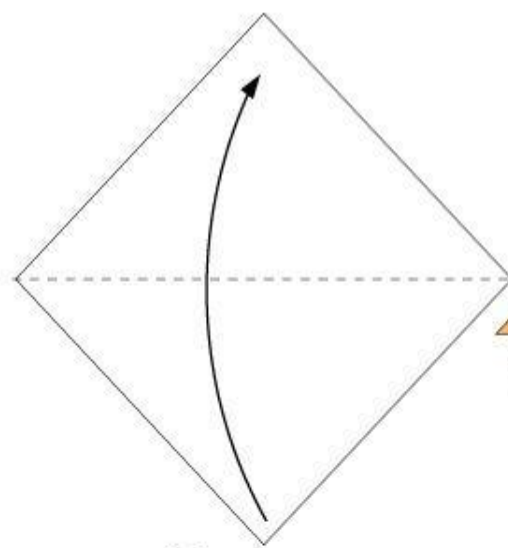
5 Turn over



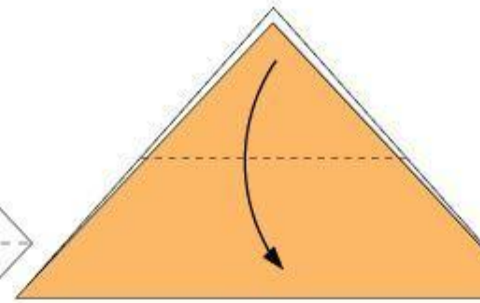
6 Draw a face and finished

# A Cat

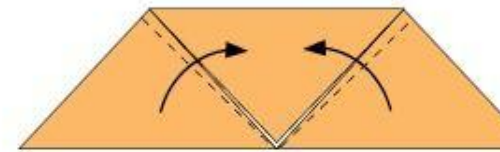
\*Traditional Diagram:Fumiaki Shingu



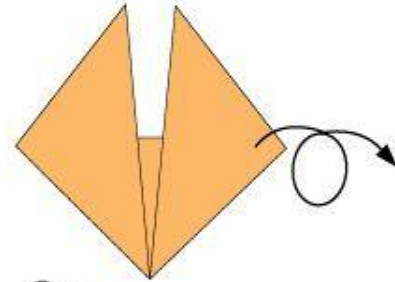
1 Fold in half




2 Fold in the dotted line



4 Fold in the dotted line



3 Turn over



5 Draw eyes, a nose and finished

# A Fox (face)

\*Traditional Diagram:Fumiaki Shingu

# OLYMPIC COOKIES

## INGREDIENTS

### SUGAR COOKIES:

- 3 cups all-purpose flour
- $\frac{3}{4}$  teaspoon baking powder
- $\frac{1}{4}$  teaspoon salt
- 1 cup unsalted butter, softened
- 1 cup sugar
- 1 egg, beaten
- 1 tablespoon milk
- 1 teaspoon vanilla extract

### BUTTERCREAM FROSTING:

- 3 cups powdered sugar
- $\frac{1}{2}$  cup butter, softened
- 3 tablespoons milk
- 1 teaspoon vanilla or almond extract

## INSTRUCTIONS

1. Sift together flour, baking powder, and salt. Set aside. Place butter and sugar in large bowl of electric stand mixer and beat until light in color (2-3 minutes). Add egg, milk, and vanilla and beat to combine. Put mixer on low speed, gradually add flour, and beat until mixture pulls away from the side of the bowl. Roll to  $\frac{1}{4}$  inch thickness between two sheets of parchment or wax paper. After rolling, chill the dough for at least 30 minutes to an hour.
2. Once the dough is well chilled and hard to the touch, cut out shapes and place them on a silicone mat or parchment-lined baking sheet about 1 inch apart. Bake at 375 degrees F for 7-9 minutes, rotating cookie sheet halfway through baking time. Do not over bake. The cookies will look a little underdone but that is ok. It will set up as it cools and results in a soft and chewy cookie. Let sit on baking sheet for 2 minutes after removal from oven and then move to complete cooling on wire rack. Store in airtight container for up to 1 week.

### FOR FROSTING AND ASSEMBLY:

1. Mix the powdered sugar, butter and milk together until smooth. Add the extract and mix for another minute or two. (The longer you mix the whiter and fluffier it gets.)
2. Once cookies have cooled, frost each with the buttercream. Spread evenly then place on the M&M's to represent the Olympic rings. On top: blue, brown and red. On bottom: yellow and green. Enjoy!

