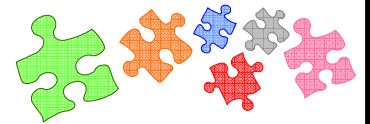


# INDEPENDENT ENQUIRERS Learning Mat



## Reflecting on my *independent enquirer* skills

Below are some of the skills you need to be an independent enquirer. Why not traffic light each of the skills in turn so you are aware of which you need to develop further. You can do this at any point during your focus on this important skill to see how you are progressing...

- I'm setting off
- I'm on my way
- I'm getting nearer
- I've arrived!

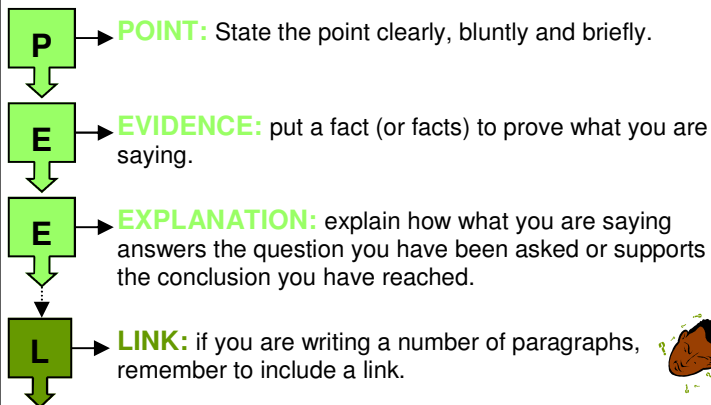
Identify questions to answer and problems to solve (IE1)	<input type="radio"/>
Plan and carry out research, appreciating the consequences of decisions (IE2)	<input type="radio"/>
Explore issues, events or problems from different perspectives (IE3)	<input type="radio"/>
Analyse and evaluate information, judging its relevance and value (IE4)	<input type="radio"/>
Consider the influence of circumstances, beliefs and feelings on decisions and events (IE5)	<input type="radio"/>
Support conclusions using reasoned arguments and evidence (IE6)	<input type="radio"/>

### QuADS Grid

Question	Answer	Details	Source

- Start with a question
- Research some possible answers
- Summarise any information discovered
- Provide accurate details of research sources

### Remember to PEE!

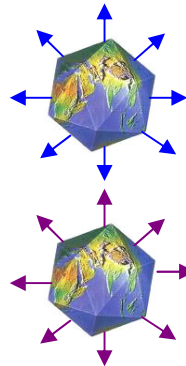


### KWLH ENQUIRY GRID

What do I Know?	Would like to know?	What have I Learned?	How did I learn it?



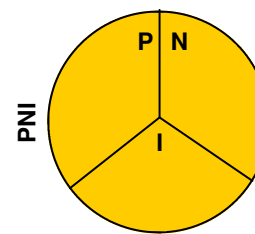
Questions that I still have...



### Double Bubble

- Think of an issue, event or problem you wish to investigate from different perspectives
- Decide on Perspective A and Perspective B
- Complete each bubble by noting down thoughts, feelings, emotions from that perspective
- As the arrows move further away from the centre, the greater contrast there is between the two perspectives in terms of emotions, thoughts and feelings that are being noted down.

- All the plus/positive points in the "P" section
- All the minus/negative points in the "N" section
- All interesting points in the "I" section
- Complete the PNI from different Perspectives



### Enquiry verbs

investigate	learn	explain
detect	verify	disprove
ascertain	prove	hypothesise
determine	corroborate	test
establish	substantiate	validate



## Set up an Independent Enquiry



### STAGE 1

Start with a question e.g. What would happen if...? Which was the most important...?

### STAGE 2

Suggest an answer even if you aren't sure. This is your *initial* answer or your *hypothesis*. It can be based on what you already know about the topic or simply what you think is the most likely answer to the question.

### STAGE 3

Carry out your investigation to discover the answer to your question.

### STAGE 4

Revise your initial answer or hypothesis taking into account everything that you have found out during your investigation.

**Internet Checklist...** When carrying out an investigation using the internet, answer these questions to help judge the reliability of the information:

**WHERE** did the author get the information from? Do they give their sources of information? Where did you hear about this site?

**WHO** is the author providing this information? Is it to inform, persuade, explain?

**WHEN** was the information created or updated? Does it include recent information?

**WHO** is the author or the person providing the information? Does the author list his or her occupation, experience, education or other credentials?

**WHAT** information is contained on the website? How does this new information compare with what you already know? How does it change what you know? How in-depth is the information? How true do you think the information is?