

# Mull/Orkney/Shetland - Term 3



Calderwood Primary

## Home Learning Choice Board

My interdisciplinary context for learning is **Dinosaurs**  
(Alongside responsive learning opportunities and a short Scots tonic)







Use the choices below to decide what home learning tasks you would like your child to take part in. It is up to families as to how many activities they complete.

My weekly reading homework is: tricky words and allocated weekly group reading book or blending practise

### Numeracy

### Literacy

### Across Learning

<p><b>Task 1</b> Skittles: Stand up a few bottles, cans or any other objects you find in your home.</p> <p>Using a ball, roll it and try to knock some of your 'skittles' over.</p> <p>How many did you knock over? Can you write a number sentence to show this? i.e. <math>6 - 3 = 3</math></p>	<p><b>Task 4</b> Free Writing: Spend 10/15 minutes writing a story, drawing a detailed picture, creating a comic strip or designing something digitally. There are no rules! Spelling does not matter, just enjoy literacy! The topic is up to you.</p> 	<p><b>Task 7</b> As part of our Scots topic, find out an interesting fact about:</p> <ul style="list-style-type: none"> <li>- Mull</li> <li>- Orkney</li> <li>- Shetland</li> </ul> <p>(Choose as appropriate)</p> 
<p><b>Task 2</b> Grab &amp; Guess!:</p> <p>In this game, you grab a handful of objects and try to guess (estimate) how many you have in your hand.</p> <p>You might use: pompoms, dry pasta, pencils, sweets, cereal, Lego bricks... anything! <i>Did you get it right?</i></p>	<p><b>Task 5</b> Use tricky word grid to practise this week's words. See attached document for tricky word activity ideas.</p> 	<p><b>Task 8</b> Choose a dinosaur you are interested in or create a new one:</p> <ul style="list-style-type: none"> <li>- Draw it (adding as much detail as you can)</li> <li>- Label the body parts</li> <li>- Name it</li> <li>- Colour it</li> </ul> 
<p><b>Task 3</b> SumDog</p> <p>Log into SumDog and play for about 20 minutes. <i>(SumDog Logins were given out at the start of the year. Let your teacher know if you need a reminder)</i></p> <p>Your teacher has set your work, so the more you play, the trickier the questions get! How many coins can you earn by playing the games?</p>	<p><b>Task 6</b> Pick up a book, comic or any other text and spend some time reading for enjoyment. Write down the title and author so you can keep track of everything you have read. Would you recommend it to a friend? Write a book review if you'd like!</p> 	<p><b>Task 9</b> Can you invent a new warm up game? What are the rules? Remember everybody must keep moving (nobody can be put out).</p> 

### Ask me

1. What was the best thing that happened at school today?
2. Tell me something that made you laugh today.
3. Tell me a new word that you heard today.
4. If I called your teacher tonight, what would they tell me about you?
5. How did you help somebody today?
6. Tell me one thing that you learned today.

### Sharing your homework:

- Take a photo of your learning/ make a video/ create a document.
- Login to your Seesaw account.
- To see activities from your teacher, tap the Activities tab and look for the Term 3 Home Learning Choice Board (*on the right side under class name*).
- Click 'Add Response' to respond and add your learning.
- Always press the green check to save work to your journal.