

Primary 2 Learning At Home




Friday 24th April 2020

Health & Wellbeing

Relationships

Watch the story on the video then have a chat with someone about families.



https://www.youtube.com/watch?v=MIm_H01Z6Ss

Things to chat about

- What makes your family special?
- Do you look like anyone in your family?
- Are you a noisy family, a quiet family?
- Does everyone in your family like to eat the same things?
- Are you a messy family or a tidy family?

Handwriting

Practise writing your name in cursive joins.

You can use your pink Home Learning jotter.

You can also try to write the long date. Here is today's date.

Remember capitals don't join the other letters and the capitals need to be taller than the lower case letters.

Calendar

Take out the calendar page for April 2020.

Put a tick or cross on the 23rd. Today is Friday 24th April 2020.

Sing along to this song to learn how many days there are in each month.

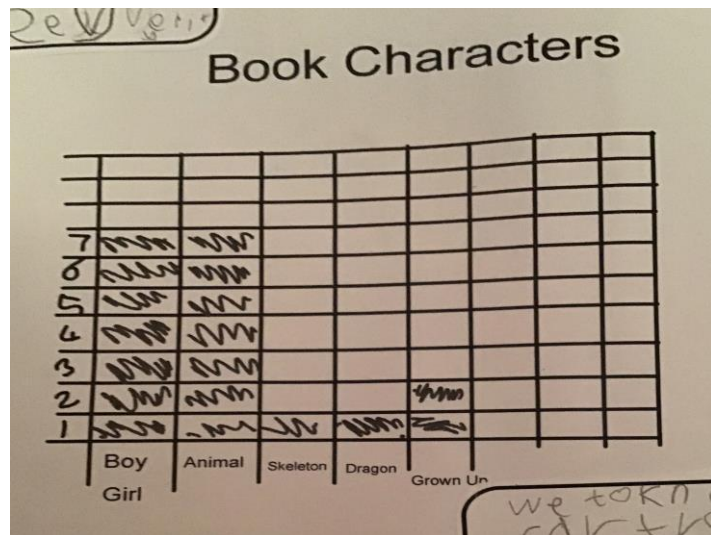
https://www.youtube.com/watch?v=drH3_Flt85g

Did you find out how many days are in a year?

Information Handling

Recap on Graphs

In class we have collected information and displayed the information in different ways. We made a Book Character graph to find out which characters were in the stories more often.



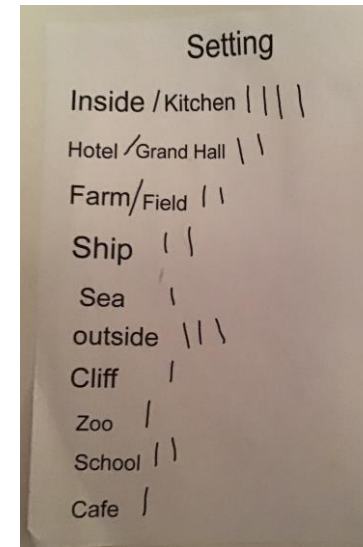
Have a look at the graph and see if you can answer the questions.

- How many boy and girls were in the stories?
- What were the least mentioned characters?
- How many characters were in the books all together?
- How do you know this is about characters? (the graph has a title.)
- What did you do to find the answers? (count the blocks, use the number grid at the side)

Information Handling

Recap on Tally Charts

We also looked at Tally Charts. Here is the Setting Tally Chart we made for World Book Day.



Have a look at the chart and see if you can answer the questions.

- What was the most popular setting?
- What was the least favourite setting?
- How many settings were there all together?
- What is the title of this tally chart?
- Can you make a Tally chart from the Book Characters graph? Add it to the pink Home Learning jotter.