

## Primary 2 Learning At Home



Monday 20<sup>th</sup> April 2020

Welcome back to P2 and Term 4.

## First 100 Common Words


Play the Common Word Game in the Sounds/Common Words pack.

### 200, 300 or 400 Common Words

Read down the Common Word lists from the last green mark and choose 5 or 6 words you were not able to sight read. Write these in your ladder book and ask your family to test you every day this week. You might like to put a line through the words you CAN sight read.

## Sounds and Spelling

We will recap the a\_e sound like cake and bake this week. Take Activity 4 from the Literacy pack and play the game. It should look like this.



## P2 Reading

### 'Gangsta Granny' to page 205 to 213

- Look at the title for Chapter 23. Do you know what 'The Fuzz' is a nickname for? It means the police. Can you think of any other nicknames for the police? (The Old Bill, Plods, Coppers)
- On page 206 it says Granny's handbag is covered in Clingfilm? Why is this? ( to keep it dry when they swim in the river Thames)
- Page 206 tells us the scooter only goes at 3 miles an hour. Find out what speed your parents drive at. Is this faster or slower than Ben and Granny?
- Granny and Ben use a rude word! What is the rudest word you can think of? Does it make you laugh? (I hope so! 😄 )

### Bug Club - Hidden Liz page 1 to 7

Talk about the pictures on each page before working/reading the sentences.

### Things to talk about

- Hidden has 2 of the same letter. What are they? Are they consonants or vowels?
- Look at page 2. Which words have 2 consonants?
- Look at page 3. What 2 letters do you need for the 'Th' sound and the 'sh' sound?
- Look at pages 4 and 5. What letters do you need for 'ch' and 'ck'?
- Look at page 6. What letters do you need for the 'ng' sound in 'going'?

## P2 Reading continued

### 'Submarine Adventure' 1 to 9

Talk about the pictures on each page before working/reading the sentences.

#### Things to talk about

- Use the front and back cover to find out what characters are in this book and where the setting will be.
- On page 1 the children went to Biff's house. What 2 letters do you need for the 'ou' sound?
- Can you find the word large? The 'g' uses a 'j' sound.
- On page 2 and 3, can you find the word submarine?
- On page 3, can you find words that have 2 consonants but one sound? (bottom, brilliant)
- On page 4, can you find the word headlights? What 3 letters do you need for the 'igh' sound?
- Can you find another way to make the 'igh' sound on page 5? (i\_e in time)

## P2 Reading continued

### 'Beastly Basil' to page 36 to 41

Unfamiliar words. When you come to words that you don't recognise, use these reading strategies to help.

- Chunk down the word. Dis app eared
- Look at the whole word and work out which letters work together. L ight t
- Sound out and blend.
- If sound out and blend doesn't work. Think, what would make sense?
- Read to the end of the sentence and go back. What would make sense?

#### Things to talk about

- Denzil spoke boldly on page 36. Can you think of another word for boldly?
- On page 37 a creature 'scurried' across the floor. What does this mean?
- Page 38 tells us Spooky Sybil decided to help Basil. Why did she agree?
- Spooky Sybil added the sneeze of an owl into her spell. What ingredients would you add to make a spell?
- Do you think Denzil will see Basil again?

## P2 Number

### Calendar

Take out the calendar page for March and April 2020.

- Put a tick or cross on all the numbers from the 3<sup>rd</sup> to the 19<sup>th</sup> of April.
- How many days did you cross out? This is the number of days we have been on holiday.
- How many weeks were we on holiday?
- What day was the 6<sup>th</sup> April? Run your finger up the column. You will see it was a Monday.
- What day was the 10<sup>th</sup> April? Do the same and run your finger up to column. It was a Friday.
  
- Now look at March 20<sup>th</sup> and April 20<sup>th</sup>. What days did they fall? Did they fall on the same day?
  
- What day of the week is the first day of March? What about the first day of the week for April?

Keep your calendar safe for tomorrow!

## French

How many seasons are there? Do you know what order they come in? What season is April in? Listen to the video for the French season words.

<https://www.youtube.com/watch?v=c43WlhKuckQ>

## Topic - MAPS

Did you know that maps use colour to show different landscapes? They also use symbols for places of interest. Have a look at this map.



1. What colour is the sea? What colour is used for West Lothian.
2. What colour is used for Falkirk and Edinburgh?
3. What are the yellow lines?
4. What symbol is use for Linlithgow Palace?
5. Can you find Torphichen?

Now choose a map from below and complete the activities. If you don't have a printer, draw the map in your pink Home Learning jotter and do the activities here.




# Reading Maps

Colour your map like this:

Mountains - brown  
Forest - green  
House - red

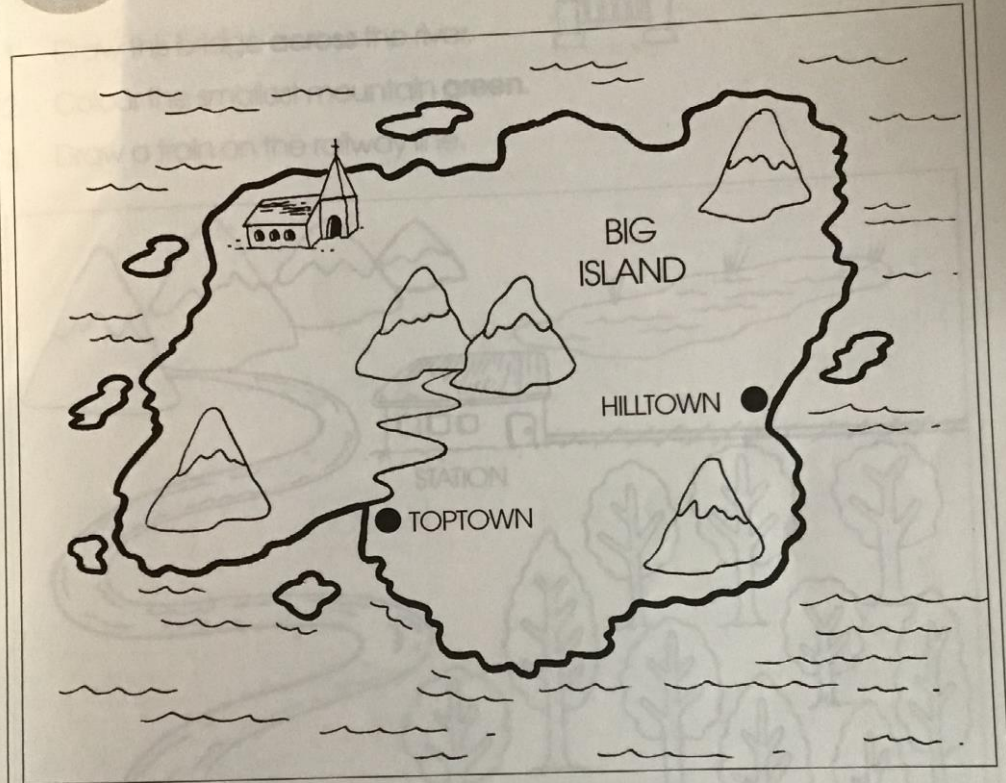
Ocean - blue  
Church - yellow  
Factory - black



1. Which building is near the three mountains?  
\_\_\_\_\_
2. Which building is close to the ocean? \_\_\_\_\_
3. Draw a circle around the largest building.
4. How long is the road from the house to church? \_\_\_\_\_ cm
5. How many chimneys in the factory have smoke coming from them? \_\_\_\_\_



# Reading Maps


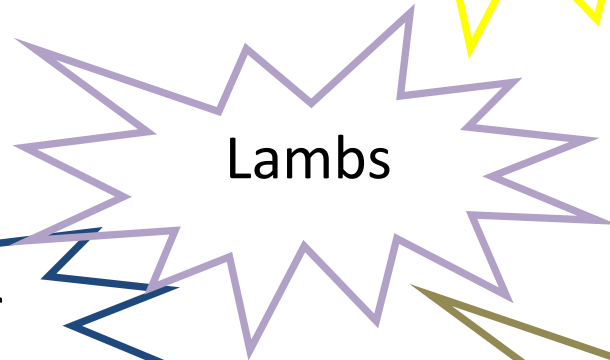
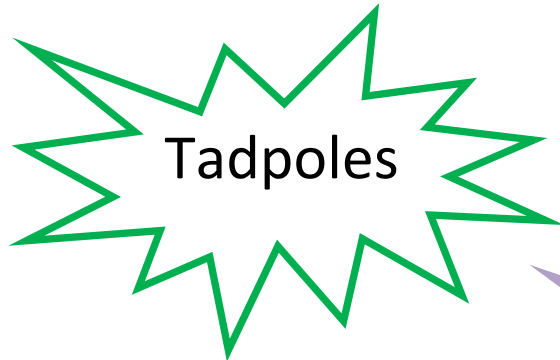


Look at the map carefully and follow the instructions.

1. Draw a ship in the ocean.
2. Draw a road from Toptown to Hilltown.  
Use this symbol for your road. \_\_\_\_\_
3. Colour the mountains on the coast **green**.
4. Draw a large house to the right of the church.
5. How many small islands are near the big island's coastline? \_\_\_\_\_
6. Colour each small island a different colour.

## Mini-Topics

Here are your ideas.



This term we will continue with the Maps topic but also run some mini-topics alongside beginning tomorrow. This is what we would usually do in class, giving pupils personalisation and choice as well as the opportunity to look in depth at something that they are personally interested in. Pupils can join in as many as they wish. Please get in touch with any questions pupils have on the mini-topic subjects.

[wltornhichen-ns@westlothian.org.uk](mailto:wltornhichen-ns@westlothian.org.uk)