

Primary 1 Learning At Home



Monday 20th April 2020

Welcome Back to Primary 1 and Term 4!

Common Words

Choose and play one of the Common Word Games in the Sounds/Common Words pack (there are 4 games). Read the back of the game to find different ways to play. You will find a number spinner in the Number Pack. Make a list of words you need to work on, no more than 6. Carry the list with you and get your family to test you throughout the week.

Handwriting/Writing

Turn to the back of your blue jotter and you will find the letter 'Pp'. Watch the video on correct later formation for 'p'. <https://www.doorwayonline.org.uk/literacy/letterformation/> Now practise writing the letter 'Pp'. Write 3 words that use the 'Pp' sound and draw pictures to match. Remember to write the date at the top left corner. 20.4.20

P1 Reading

'A cat in the tree' to the end

Things to talk about

- Look at page 10. Do you think it was safe for Wilma's Dad to climb up the tree?
- Look at page 11. Find and say the word 'couldn't.' This is a common word we can't sound out and blend. It is short for could not.
- Look at page 12 Look for a word that has 2 consonants but 1 sound. What is the word and what are the letters? Stuck, ck
- Look at page 13. What is the silent letter in jumped?
- Oh dear! What has the cat done?
- How do you think the story will end?

'What is it?' to the end

Things to talk about

- Can you read the words on page 10 and 11? What do the children think the creature is now?
- Look at the 1st word on page 12. Can you sound it out and blend it? What would make sense?
- On page 14, what letters do you need for the 'oo' sound?
- On page 15, find the word beginning with s. Can you sound it out?
- How do you think the story will end?

P1 Number

Calendar

- Take out the calendar page for April 2020.
- Put a tick or cross on all the numbers from the 3rd to the 19th.
- How many days did you cross out? This is the number of days we have been on holiday.
- How many weeks were we on holiday?
- What day was the 6th April? Run your finger up the column. You will see it was a Monday.
- What day was the 10th April? Do the same and run your finger up to column. It was a Friday.
- Find a partner and get them to take turns at finding out what day the numbers are on.

Keep your calendar safe as we will use it tomorrow for our number work.

French

How many seasons are there? Do you know what order they come in? What season is April in? Listen to the video for the French season words.

<https://www.youtube.com/watch?v=c43WlhKuckQ>

Topic - MAPS

Did you know that maps use colour to show different landscapes? They also use symbols for places of interest.

Have a look at this map.



1. What colour is the sea? What colour is used for West Lothian.
2. What colour is used for Falkirk and Edinburgh?
3. What are the yellow lines?
4. What symbol is use for Linlithgow Palace?
5. Can you find Torphichen?

Now choose a map from below and complete the activities. If you don't have a printer, you could draw the map in your pink Home Learning jotter and do the activities here.




Reading Maps

Colour your map like this:

Mountains - brown
Forest - green
House - red

Ocean - blue
Church - yellow
Factory - black

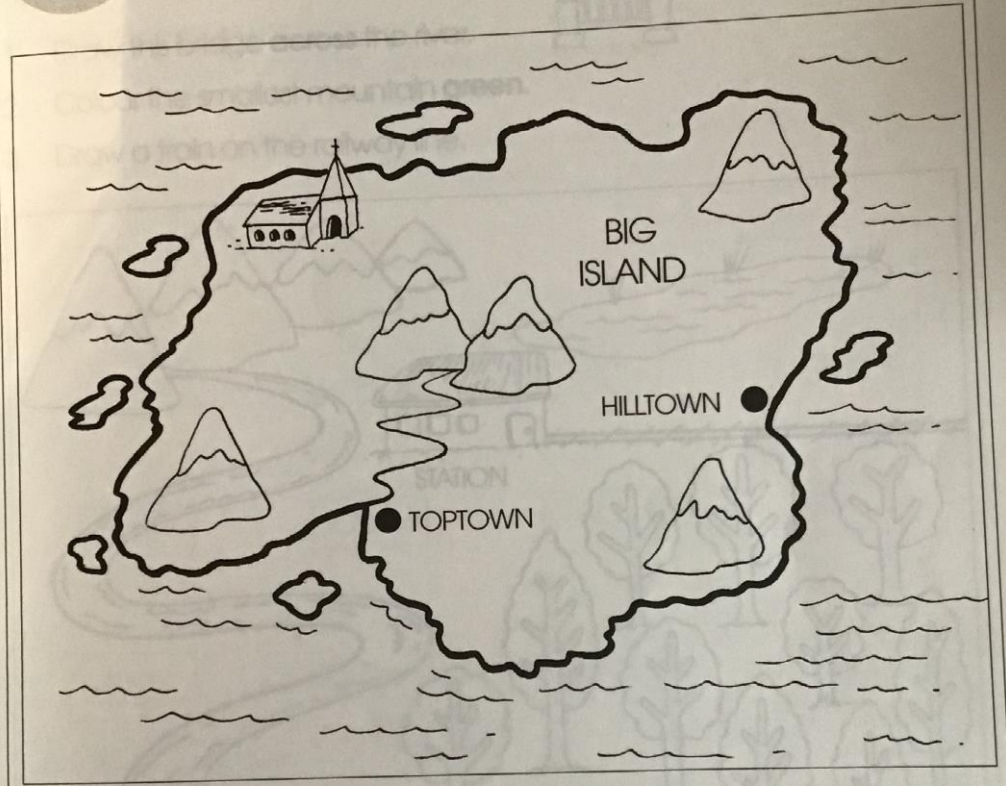


1. Which building is near the three mountains?

2. Which building is close to the ocean? _____
3. Draw a circle around the largest building.
4. How long is the road from the house to church? _____ cm
5. How many chimneys in the factory have smoke coming from them? _____



Reading Maps


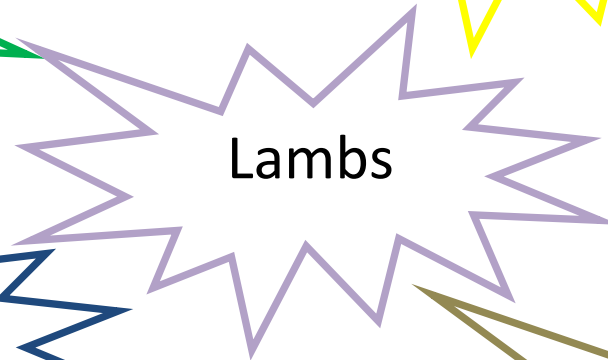
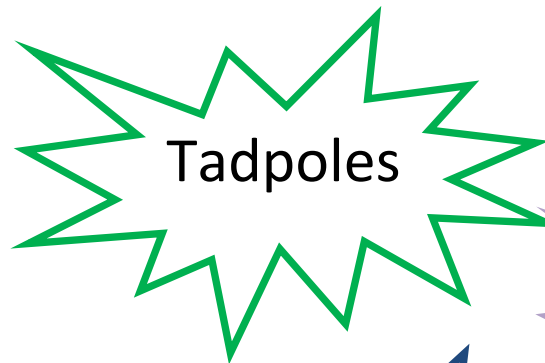


Look at the map carefully and follow the instructions.

1. Draw a ship in the ocean.
2. Draw a road from Toptown to Hilltown.
Use this symbol for your road. _____
3. Colour the mountains on the coast **green**.
4. Draw a large house to the right of the church.
5. How many small islands are near the big island's coastline? _____
6. Colour each small island a different colour.

Mini-Topics

Here are your ideas.



This term we will continue with the Maps topic but also run some mini-topics alongside beginning tomorrow. This is what we would usually do in class, giving pupils personalisation and choice as well as the opportunity to look in depth at something that they are personally interested in. Pupils can join in as many as they wish. Please get in touch with any questions pupils have on the mini-topic subjects.

wlornhichen-ns@westlothian.org.uk

