

# Primary 1 Learning At Home



Tuesday 31<sup>st</sup> March 2020

This is the last day in March.  
What month will it be tomorrow?

## Spelling Words

There is a list of spelling words below. Sound them out or try to sight read them.

Get someone to read the words out to you and you can write them down.

Now check to see how many you wrote down correctly.

gum    hum    sum    bun    fun    run  
sun    cub    pup    but    hut

What do all the words have in common?

### CHALLENGE

club    glum    plum    drum    grub

### EVEN HARDER?


pulp    dump    jump    lump    sung

## P1 Number

### Subtraction within 10

Yesterday we recapped on subtraction within 10

- Practise like yesterday. Make 10 scrunched up balls of paper or use 10 Lego brick or something similar. Make sure you have 10 and take 1 away. How many do you have now?
- Now use the numberline from the Number pack to show your calculation. For  $10 - 3$ , your numberline should look like this.



- Keep practising different subtraction calculations.

### Counting to 100

- Sing along to the song

<https://www.youtube.com/watch?v=e0dJWfQHF8Y>

### Calendar

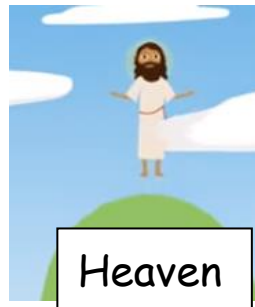

- Take out the calendar page for March 2020
- Put a tick or cross on the 30<sup>th</sup>. Today is Tuesday 31<sup>st</sup> March 2020.
- Sing along to the song

<https://www.voutube.com/watch?v=3tx0rvuXIRg>

## P1 Writing

Today we are going to watch a video about Easter. Easter is a Christian festival. Do you celebrate Easter? If you do, what do you do to celebrate? Easter is the celebration of the end of Jesus' life and the beginning of his new life in Heaven.

<https://www.youtube.com/watch?v=Wnbo2AmS3OI>



Take the blue jotter from the Home Learning pack and turn to the second lined page. You are to write at least 3 sentences about the Easter story.

## P1 Writing continued

Remember to put the short date at the top left corner. 31.3.20 To be successful in this lesson you are to

- Your story should have a beginning, middle and end. You may like to begin sentences with the words, First..... Then..... Finally.....
- use capital letters at the beginning of your sentences
- full stops at the end and finger spaces between words
- sound out and blend the beginning, middle and end of each word you write (Parents, please allow children to spell out phonetically. e.g. Jeesis = Jesus etc).
- Now draw a picture of the Easter story in the space above the lines.

## French

Watch this video about French colours. Try to join in.

<https://www.youtube.com/watch?v=laaSprb0IXk>

J'aime les voitures and J'aime les camion means, I like cars and I like trucks.