

Home Learning: Week beginning 1st June 2020

Good morning primary 3. I hope you had a lovely weekend.

Please note that these activities are for the whole week. You can pick and choose when to do these activities and you do not need to complete them all.

I will also be setting tasks and challenges on Sumdog and Education City. Remember there are also lots of tasks for all subjects on BBC bitesize.

<https://www.bbc.co.uk/bitesize/levels/zgckjxs>

Health and Wellbeing

A good way to start your day is with a little exercise. Every morning Joe Wicks will be live streaming a free PE lesson on his YouTube channel at 9am.

<https://www.youtube.com/user/thebodycoach1>

Cosmic Kids Yoga is another great way to relax and start the day.

<https://www.youtube.com/user/CosmicKidsYoga>

Go Noodle can be used for fun tasks between activities.

<https://family.gonoodle.com/>

Literacy: Phonics

If you have not already done so please complete the spelling assessment on sumdog.

If you have trouble accessing it please contact the school.

I would then like you to work on your common words this week: these are a selection – you do not need to use them all.

| Sun | | | Moon | | |
|--------|---------|-----------|---------|-------|-------|
| need | does | top | green | long | girl |
| land | changes | sentence | people | tree | every |
| lift | show | light | which | jump | don't |
| talk | think | different | another | these | cold |
| such | same | put | under | never | gave |
| animal | late | kind | were | miss | take |
| low | high | colour | thing | four | more |
| eye | must | morning | know | head | Mrs. |
| real | most | sing | three | want | Mr. |
| try | list | through | room | find | time |











Reading

Listen to and read a chapter from the book Flat Stanley and the Great Egyptian Grave Robbery. (I will post a chapter each week) and choose 1 activity from the grid to complete.

https://www.youtube.com/watch?v=w4ma5IZY_mU&t=45s

You can also listen to the stories read by Mr Benyon, Mrs Warner, Miss Smith, Mrs Thomson, Miss Grant and Mrs Mooney or choose a book of your own and read a few chapters and choose 1 activity from the grid to complete following your reading.

Activity Grid

| | | |
|--|---|---|
| <p><u>Beginning, Middle & End</u></p> <p>Write a sentence about the Beginning, Middle and End of the story. Then draw a picture for each part.</p> <p>BME</p> | <p><u>Character Profile</u></p> <p>Choose a character from the story and draw a detailed picture of them. Write a sentence about the character.</p>  | <p><u>Alternative Front Cover</u></p> <p>Look at the front cover of your book. Now design your own front cover for that same book. Remember to include the title.</p>  |
| <p><u>Write a Blurb</u></p> <p>The Blurb is the piece of writing on the back cover of the book that tells you a little bit about the story. Write a blurb for your book.</p>  | <p><u>2,3,4 & 5 Letter Words</u></p> <p>Look through your book and find words with 2 letters, 3 letters, 4 letters and 5 letters.</p> <p>2,3,4,5</p> | <p><u>Question Time</u></p> <p>Make up some questions about the story that you could ask someone else at home.</p>  |
| <p><u>Book Review</u></p> <p>Write a review of the book you have read. Include things like Title, Author, Favourite part, Characters and if you would recommend it to others or not.</p>  | <p><u>Comic Strip</u></p> <p>Make a comic strip for your book. Draw some pictures and a few short sentences to show what happened in the story.</p>  | <p><u>Favourite part</u></p> <p>What was your favourite part of the story? Draw a picture of it and then write a sentence.</p>  |
| <p><u>Different Ending</u></p> <p>Write a different ending for the book. What would you have changed?</p>  | <p><u>New Character</u></p> <p>Make up a new character that could be in this book or story. Draw a picture of them. Then write a sentence about what they are like.</p>  | <p><u>Setting</u></p> <p>Where did the story take place? Draw a detailed picture of the setting of the story.</p>  |

Writing – Write a Letter

Write a letter to your class teacher for next year. You can tell them about your family, what you enjoy doing (hobbies), any clubs that you go to and what you did during primary 3.

You might want to include:

- Any brothers, sisters or cousins you have
- Any activities you have done/ enjoyed – play football, reading books, films you like
- Places you have visited – holidays, shops, restaurants, other towns
- Clubs – football, gymnastics, Taekwondo, swimming
- Your likes/ dislikes – foods, music, books,
- Primary 3 – topics, maths, and things you enjoyed/ did not.

I have included a letter writing diagram to show you how to set it out. Complete on a piece of paper.

Maths – Place Value – partitioning numbers

E.g. $54 = 50 + 4$, 5 tens and 4 ones

$735 = 700 + 30 + 5$. 7 hundreds, 3 tens and 5 ones.

You do not need to print out the worksheets – you can write answers down on paper.

Maths – Money – adding up coins to calculate totals. Calculate change from an amount.

Problem Solving

| <u>Ben's Numbers</u> | <u>Birthdays</u> |
|--|--|
| Ben has written a list of different whole numbers. The digits of each number add up to 5. None of the digits is zero. Here is one of Ben's numbers. 23 Ben has written all the numbers he can think of. How many different numbers are there in his list? Write all the numbers in order. | Mum and Paul are talking about birthdays. They take Paul's age and double it. Then they add 5. The answer is 35. Mum says this is her age. How old is Paul? Make up more problems like this. Try to use some of these words: double halve add subtract |

Health and Wellbeing

Attached to the blog is a healthy eating grid with some ideas to try at home. Why not give some a go.

I will attach the following worksheets to try at home:

- Design your own handwashing bottle – design a fabulous hand wash with a label that will encourage people to wash their hands.
Think about
 - What will it smell like?
 - What will it look like?
 - Make the bottle stand out so that people want to buy it.
 - Make it look fun so that people want to use it.
- Kindness diary - Through the week, keep a kindness diary. Write down times when you were kind to others and when others were kind to you.

Expressive Arts

How to draw a bluebird: <https://www.youtube.com/watch?v=hgKlyhLUW6M>

How to draw a butterfly: <https://www.youtube.com/watch?v=pDxtH-OkFxU>

- Ave some fun decorating and using pattern on your butterfly.

Science

Minibeast hunt – worksheet attached

All About Bees – worksheet attached

RME

Keep saying your daily prayers and continue to practise the following prayers:

| | |
|---|---|
| <p>Hail Mary Hail Mary, full of grace! The Lord is with thee; blessed art thou among women, and blessed is the fruit of thy womb, Jesus. Holy Mary, Mother of God, pray for us sinners, now and at the hour of our death. Amen</p> | <p>Glory be to the Father Glory be to the Father, and to the Son, and to the Holy Spirit. As it was in the beginning, is now, and ever shall be, world without end. Amen</p> |
| <p>Our Father Our Father who art in heaven, hallowed be Thy name; Thy Kingdom come; Thy will be done on earth as it is in heaven. Give us this day our daily bread; and forgive us our trespasses as we forgive those who trespass against us; and lead us not into temptation, but deliver us from evil, Amen</p> | <p>Confiteor I confess to almighty God and to you, my brothers and sisters, that I have greatly sinned in my thoughts and in my words, in what I have done and in what I have failed to do, through my fault, through my fault, through my most grievous fault; therefore I ask blessed Mary ever-Virgin, all the Angels and Saints, and you, my brothers and sisters, to pray for me to the Lord our God.</p> |