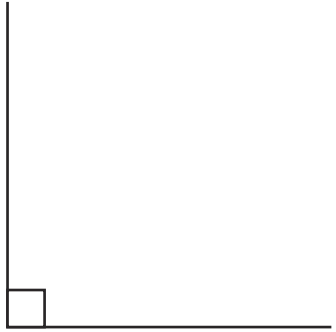
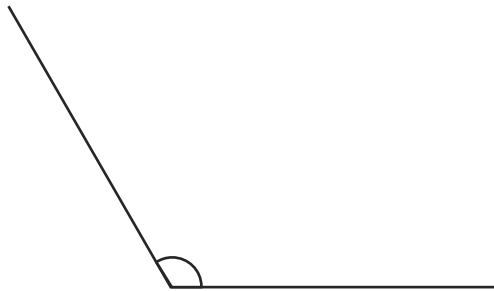


Types of Angles Worksheet

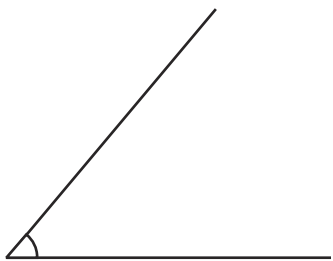
Look at these different angles:



Right Angle - a square 90° .



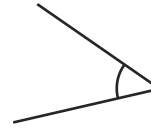
Obtuse Angle - is greater than a right angle but less than a straight line (as anything over 180° is a reflex angle).



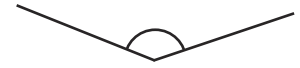
Acute Angle - is smaller than a right angle.

Write the type of angle:

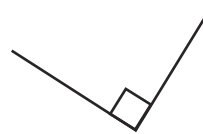
1.



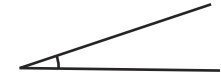
2.



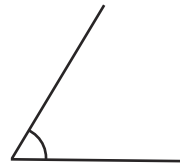
3.



4.



5.



6.



7.



8.

