







# Adult Guidance - Make a Caterpillar



You will need 2 strips of paper in 2 different colours. They need to be the same length and width.

		
Put one strip on top of the other and turn them so they are at right angles to each other.	Fold the bottom strip over the top strip. The other strip will now be on the bottom.	Fold the bottom strip over the top strip. Now the other strip is on the bottom.
		
Fold the bottom strip over the top strip. Now the other strip is on the bottom.	Keep folding the bottom strip over the top strip until your paper runs out.	Then you can draw a face on your caterpillar.