

Week Beginning 04.05.20

Literacy & Numeracy



Choose 1 Literacy and 1 Numeracy activity each day. Tick when completed.

<p>Play bingo with an adult. There is a fun online addition version on www.topmarks.com. Search for 'Bingo Addition' and select the option for 'U+U up to 20'.</p>	<p>Practise the spelling patterns 'igh', 'i-e' and 'y' by writing the following words. You could rainbow write, use chalk outside, use a paintbrush and water outside, paint them etc.</p> <ul style="list-style-type: none">-fly, sky, why, dry,-high, right, light,-side, hide.	<p>Revise counting backwards in 1s up to 100. Play 'Cow Countdown' on Education City.</p>
<p>After completing research from the Across the Curriculum grid, write a short report on Inuit people. Try to include:</p> <ul style="list-style-type: none">-a title-2 important facts written under subheadings (e.g. food, travel or clothing, houses)-a labelled picture or diagram.	<p>Revise the work we did on halving shapes. There is a fun game on Education City called 'Half Your Cake And Eat It'.</p>	<p>Draw 6 pictures of the spelling words listed above. Can you write a sentence about one of them? Remember your capital letters and appropriate punctuation.</p>
<p>Revise the work we did on halving quantities. Remember it needs to be split equally. Try playing 'Half-Baked' on Education City.</p>	<p>Play hit the button on topmarks up to 20.</p> <p>https://www.topmarks.co.uk/maths-games/hit-the-button</p>	<p>Practise spelling patterns 'igh', 'i-e' and 'y' in the Education City game Manu on Mars: https://go.educationcity.com/content/index/34/3/1/1</p>
<p>Can you use a measuring tape and measure items around your house in meters? What is the longest/shortest thing you could find? Note down the measurements and remember the 'm' for meters.</p>	<p>Complete the following sums in your jotter/paper (use a numberline/ concrete materials e.g. lego bricks, raisins, cheerios etc to help).</p> <ol style="list-style-type: none">1. Half of 122. Half of 63. Half of 84. Half of 145. Half of 2	

Week Beginning 4.5.20

Learning Across the Curriculum

Choose 1 activity each day. Tick when completed.

<p style="text-align: center;">Social Studies</p> <p>You have researched about what people would wear when they are living Arctic.</p> <p>Do you know what people are called who live in the Arctic?</p> <p>How do they travel?</p> <p>Where do they live?</p> <p>https://www.youtube.com/watch?v=LYK8ERKPnNM</p>	<p style="text-align: center;">Social Studies/Science</p> <p>In the Arctic there are huge icebergs. Can you write down 4 facts about Icebergs? https://kids.kiddle.co/Iceberg</p> <p>I will post a pdf file on the blog of how to make your very own iceberg .</p> <p>Take pictures of how you get on and post these on Learning Journals.</p>	<p style="text-align: center;">Social Studies/Science/Technologies</p> <p>Once you have found out where people live in the Arctic.</p> <p>I would like to challenge you to make their home.</p> <p>You may use what ever materials you have in the house. Take pictures of it and post them in Learning Journals.</p>
<p style="text-align: center;">RME/ Health</p> <p>Ramadan has started across the world in the Muslim community. As you know they are not allowed to eat when the sun is up (they have a feast with family when the sun sets).</p> <p>Write a food diary for the week, identifying what you eat for your breakfast lunch and dinner.</p> <p>Do you have a balanced diet?</p> <p>Do you think you could take part in Ramadan?</p>	<p style="text-align: center;">Art</p> <p>Using the materials in your house, can you great an Arctic scene? Remember what the features of the arctic are:</p> <p style="text-align: center;">Icebergs Tundra Glaciers Sea Cold skies</p> 	<p style="text-align: center;">Health/ Wellbeing</p> <p>Emotions: During this difficult time, we understand that you and your family will go through different emotions. Can you think of a time you felt different these emotions and why?</p> <ul style="list-style-type: none"> • disgust • fear • joy • sadness • anger <p>Record your thoughts in your jotter.</p> 

Week Beginning 11.05.20

Literacy & Numeracy



Choose 1 Literacy and 1 Numeracy activity each day. Tick when completed.

Help an adult bake or cook, weighing out the ingredients in grams. Take photos of what you have made!	Ask an adult to read these sentences for you to write them down. Remember capital letters, full stops and letter formations. 1. Why did the bird fly in the sky? 2. My light is high in my room. 3. I can hide at the side of the room.	Using items around your house and scales, explore how much things weigh in grams and kilograms. Can you predict what something might weigh? Can you predict which item is heaviest out of 2 items?									
Spelling word bingo. Write your igh, y and i-e spelling words on individual pieces of paper. Turn this pile upside down. Each player should write any 6 of the words on a piece of paper. Take it in turns to pick a word from the pile and see if you have it on your board. Will you be first to shout bingo? 😊	Play 'Space City' on Education City – this game requires you to measure to the nearest cm.	Read a book from Oxford Owl and make up a question about it. Remember to use a question word at the beginning – who, where, why, what, when, who or how.									
Choose any 10 items from around your house beginning with a different sound and arrange them in alphabetical order. (Ask an adult to write alphabet out for you to refer to if it's tricky to remember the order of the letters.	Revise mathematical vocabulary and try to recognise the quantity in sets without counting. Play 'Turtle Recall' on Education City.	Complete a book review for a story you have read independently or with someone. Try to include: - Title and author - Is it fiction or non-fiction? - Main characters - What is your favourite part?									
Revise doubling and halving numbers. Play 'Seeing Spots' on Education City. Use pasta or counters to help you.	Complete the following sums in your jotter/paper (use a numberline/ concrete materials e.g. lego bricks, raisins, cheerios etc to help). <table><tr><td>1. $13+7=$</td><td>2. $15-9=$</td><td>3. $20-3=$</td></tr><tr><td>4. $11+6=$</td><td>5. $14+6=$</td><td>6. $19-6=$</td></tr><tr><td>7. $12-4=$</td><td>8. $16+3=$</td><td>9. $8+6=$</td></tr></table>		1. $13+7=$	2. $15-9=$	3. $20-3=$	4. $11+6=$	5. $14+6=$	6. $19-6=$	7. $12-4=$	8. $16+3=$	9. $8+6=$
1. $13+7=$	2. $15-9=$	3. $20-3=$									
4. $11+6=$	5. $14+6=$	6. $19-6=$									
7. $12-4=$	8. $16+3=$	9. $8+6=$									

Week Beginning 11.5.20

Learning Across the Curriculum

Choose 1 activity each day. Tick when completed.

<p>Social Studies</p> <p>We have spoken lots about the Arctic. Can you find out any information about Antarctica?</p> <p>There is an animal that lives there that does not live in the Arctic, do you know what it is?</p> <p>Can you also find Antarctica on the map?</p> <p>https://www.bbc.co.uk/bitesize/topics/zyhp34j/articles/zi g46v4</p>	<p>Social Studies/Science</p> <p>For animals to survive they must hunt other animals for food. Animals become either predators or prey.</p> <p>Can you create a food chain for some of the arctic animals.?</p> <p>https://www.youtube.com/watch?v=IKtOlc2fZek</p> <p>Your food chain must include:</p> <ul style="list-style-type: none"> • Polar bear • Plankton • Arctic cod • Seal 	<p>Health/Literacy</p> <p>Last week you created a food diary, identifying what you eat in a day.</p> <p>We would now like to make a healthy sandwich and follow this up with a set of instructions. Write these in your jotter and make sure you eat the sandwich that you have made.</p> 
<p>French</p> <p>Lets learn a little about the weather in French.</p> <p>https://www.youtube.com/watch?v=VQUR94lbaY0</p> <p>Quel temps fait il? <i>What is the weather like?</i></p> <p>Il fait du soleil.: <i>It is sunny</i> Il fait tres chaud: <i>It is veryhot</i> Il fait du vent: <i>It is windy</i> Il pleut: <i>It is raining</i> Il fait tres froid: <i>It is very cold</i> Il fait froid: <i>It is cold</i> Il neige: <i>It is snowing</i></p>	<p>Music/Drama</p> <p>Movement to Music</p> <p>Let's Move: Gruffalo Crumble</p> <p>https://www.bbc.co.uk/programmes/p03q09rv</p> <p>Can you move and dance to one of our favourite stories?</p> <p>Get an adult to take pictures of you moving to the music.</p> 	<p>RME</p> <p>Muslim adult males go to the Mosque to pray on Fridays, but they can pray anywhere using a prayer mat.</p> <p>https://www.youtube.com/watch?v=GWi7plHFJl8</p> <p>Write down 3 things that happen in a Mosque.</p> 