



HOME LEARNING






Week Beginning: 1st February 2021

Class: P3

Teacher: Miss Heenan

Here are some ideas for you to complete throughout the week at a time that best suits you and your family. There are a range of activities for you to do – please feel free to adapt these as you wish. Activities will be released on Seesaw at 9.00am Monday - Thursday! Please upload your learning from the grid on Seesaw.

	Literacy	Numeracy/Maths	Across the Curriculum
Monday	<p><u>Spelling</u></p> <p>Log onto Seesaw, select the spelling group you are in and complete the task.</p> 	<p><u>Holistic Question</u></p> <p>Log onto Seesaw to see the activity related to Holistic Questions. Please select either a Mild, Spicy or hot task to complete</p> 	<p><u>Health and Wellbeing</u></p> <p>Log onto Seesaw to hear, Have you filled a Bucket Today? Can you be a bucket filler? Can you spot any bucket filling behaviour? Complete the Seesaw task and post in your journal.</p> 

Tuesday

Cloze Procedure Text


On Seesaw you will find a non-fiction text all about vets. In this text there are some missing words. Are you able to think of some sensible words to be put in the correct place?

Top Tip: Remember to read your sentence aloud to check it makes sense.



Numeracy Fluency Boards

Log onto Seesaw and pick a fluency board to complete. You can choose mild, spicy or hot.



ART

Log onto Seesaw and take part in Ted Harrison inspired landscape and Polar Bear Art.



Wednesday

Reading

Fiction texts are very different to non-fiction texts. Log on the seesaw to learn about the different features of non-fiction texts.



Multiplication Dice Challenge

Log onto seesaw and complete either a mild, spicy or hot challenge.

Follow this link to use virtual dice

<https://nrich.maths.org/virtualdice/responsive.html>



STEM

Melting Ice

Today's investigation is all about something called insulation. You will need ice cubes, cups or containers, timer and either 3 different types of socks or 3 different types of material. Log onto Seesaw to find out more.



Thursday

Writing

How to wash your hands

Log onto Seesaw to watch a film all about washing your hands.

Then write instructions on how to wash your hands.

Remember to use capital letters and full stops. Post your work on Seesaw.



Times Tables

Log onto the homework folders (Times Tables- Mild, Spicy, Hot) on Education City to practise your times tables.

Start with the mild folder and then if you find you are getting all the answers correct then move onto spicy. If you then find that you are getting all the answers correct in the spicy folder then move onto the hot folder.

www.educationcity.com



French

Log onto Seesaw and try out this week's French activity from Miss Aikman. Share your learning with us on Seesaw.

