



HOME LEARNING










Week Beginning: 11th January 2021

Class: P3

Teacher: Miss Heenan

Here are some ideas for you to complete throughout the week at a time that best suits you and your family. There are a range of activities for you to do – please feel free to adapt these as you wish. Activities will be released on Seesaw at 9.00am Monday – Thursday! Please upload your learning from the grid on Seesaw.

	Literacy	Numeracy/Maths	Across the Curriculum
Monday	<p>Boggle</p> <p>Go to Seesaw to find the boggle game activity and create as many words as possible using the letters in the box. There are many to find so keep looking. Write down your words and post a picture of them on Seesaw. Record yourself reading the words. EXTENSION: Why don't you try creating your own boggle box with your own letters and get a member of your family to find as many words as possible. Did they find the same amount of words as you?</p>	<p>Arrays</p> <p>Use the Seesaw activity to look at the arrays. Write a multiplication sum for each array and write the answer. Can you create any of your own arrays using pasta, counters or any other objects from around your house? Take a photo of your arrays and post on Seesaw.</p>	<p>Check-In</p> <p>Welcome back to school. Please logon to Seesaw and complete the check in activity,</p> 
Tuesday	<p>Silly words Text</p>  <p>Go to Seesaw to find the text about Winter Silly words. Find the silly words in the text and then think of a sensible word that fits to replace it. Remember to post your work on Seesaw.</p>	<p>Number Talks</p> <p>Mild Spicy Hot</p> <p>On Seesaw you will find a Number Talks activity. Solve the problem and record yourself explaining how you got your answer.</p>	<p>Art</p> <p>Follow the link to listen to instructions on how to draw a hot chocolate cup.</p>  <p>https://m.youtube.com/watch?v=CixsymOKmwJQ</p>

<p style="writing-mode: vertical-rl; transform: rotate(180deg);">Wednesday</p>	<p style="text-align: center;"><u>Reading</u></p> <p>Go to the website www.getepic.com and use the class code gzh.3113 to log in. Find your name and click on it. Take a look at the books online and chose one to read. On Seesaw follow the instructions to complete a book review.</p> 	<p style="text-align: center;"><u>Skip Counting</u></p> <p>On Seesaw you will find a 100 square. Skip count in 2, 5, 10, 3, 4 or 6 and shade in the number as you go. Extension: Why don't you try to use your skipping ropes to skip count forward and backwards. Take a video of you doing this. We would love to see it.</p>	<p style="text-align: center;"><u>Music</u></p> <p>Follow the link to take you to Scotland the Brave body percussion. Follow the instructions to perform the song. Send us a film of your best performance</p>  <p>https://m.youtube.com/watch?v=YjqRF15LYJg</p>
<p style="writing-mode: vertical-rl; transform: rotate(180deg);">Thursday</p>	<p style="text-align: center;"><u>Snowman Instructions</u></p> <p>Write instructions on how to build a snowman. Remember to make them very clear using time connectives such as First, Next, Then, After that, Finally. Post your work on Seesaw.</p> 	<p style="text-align: center;"><u>Sumdog</u></p> <p>Log in to Sumdog and play some maths games.</p> 	<p style="text-align: center;"><u>STEM</u></p> <p>Rolling Bottles Log onto Seesaw to take part in a science experiment and find out about Forces and practise making predictions.</p> 