



# HOME LEARNING








Week Beginning: 15th June 2020




Class: Primary 3

Teachers: Miss Heenan & Miss Anderson

Here are some ideas for you to complete throughout the week at a time that best suits you and your family. There are a range of digital and non-digital activities for you to do – please feel free to adapt these as you wish. Do not feel that you have to complete all of these activities – we recommend that you do at least one from literacy, numeracy and across the curriculum throughout the week. We are also encouraging you to use the Seesaw app to have regular communication with your class teacher and for you to share all of your amazing work! You can upload learning you have completed from this grid or can log on and complete the activities we have provided for you this week.

Literacy	Numeracy and Maths	Across the Curriculum									
<p data-bbox="427 707 533 738"><b><u>Boggle!</u></b></p> <p data-bbox="199 778 763 898">Below is a grid of letters. Can you use these letters only to make as many words as you can?</p> <table border="1" data-bbox="248 943 714 1289"> <tr><td>t</td><td>h</td><td>a</td></tr> <tr><td>w</td><td>e</td><td>t</td></tr> <tr><td>o</td><td>n</td><td>i</td></tr> </table> <p data-bbox="192 1334 775 1445">You should aim to try and find 10 words. If you would like to challenge yourself there is at least 20 words that you can make.</p> <p data-bbox="203 1485 761 1517">Write all your words you make in a list and</p>	t	h	a	w	e	t	o	n	i	<p data-bbox="981 665 1272 697"><b>Numeracy and Maths</b></p> <p data-bbox="1003 707 1249 738"><b><u>White Rose Maths</u></b></p>  <p data-bbox="804 1145 1447 1401">Below is link to the 'White Rose Maths' website which has a range of home learning games, activities and videos. Take a look and choose something you would like to do. The link is for Year 2 activities, if you find these too easy, take a look at the Year 3 options. ?</p> <p data-bbox="804 1441 1451 1473"><a href="https://whiterosemaths.com/homelearning/year-2/">https://whiterosemaths.com/homelearning/year-</a></p> <p data-bbox="1111 1485 1144 1517"><a href="#">2/</a></p>	<p data-bbox="1615 665 1906 697"><b>Across the Curriculum</b></p> <p data-bbox="1682 707 1839 738"><b><u>BBC Bitesize</u></b></p> <p data-bbox="1482 746 2040 850">Log onto Seesaw for this week's Daily Schedule for BBC bitesize and try out some of the online lessons.</p> <p data-bbox="1536 863 1995 938">Find out all about the Antarctica on Tuesday's P3 Geography lesson.</p> <p data-bbox="1525 954 1783 986">The lesson includes:</p> <ul data-bbox="1525 1002 2018 1310" style="list-style-type: none"> <li>• two animations about Antarctica</li> <li>• one short film showing landmarks of Antarctica</li> <li>• a list of key words to help when describing places</li> <li>• three activities to build on your knowledge</li> </ul> 
t	h	a									
w	e	t									
o	n	i									

<p>send them to your teacher on Seesaw.</p> <p>If you manage this you could make your own game of Boggle.</p> <p>Ask an adult to draw you a 3x3 grid and pick 9 letters. Make sure you pick 4 vowels</p> <p style="text-align: center;"><b>a e i o u</b></p> <p>Then choose 5 letters from the following</p> <p style="text-align: center;"><b>b c d f g h j k l m n p q</b></p> <p style="text-align: center;"><b>r s t v w y</b></p>	<p>Click on the different weeks for different maths topics – there is so much to choose from!</p>	<p><a href="https://www.bbc.co.uk/bitesize">https://www.bbc.co.uk/bitesize</a></p>
<p style="text-align: center;"><b><u>Word Boost</u></b></p> <p>This week is another word boost revision week. If you log onto Seesaw then you will find the worksheets and activities for some of the books you have listened to in P3.</p> <div style="text-align: center;">  </div> <p>If you would like to challenge yourself further then why not try to write your own version of the Word Boost stories? You may decide to change the plot and the characters</p>	<p style="text-align: center;"><b><u>P3 Sumdog Competition</u></b></p> <p>Log onto Sumdog to take part in a special competition just for P3!</p> <div style="text-align: center;">  </div> <p style="text-align: center;"><a href="http://www.sumdog.com">www.sumdog.com</a></p>	<p style="text-align: center;"><b><u>Art</u></b></p> <p>Log onto Seesaw to complete the Design a T-shirt activity</p> <div style="text-align: center;">  </div> <p>We would like you to design a t-shirt for a primary 3 keepsake. Reflect back on the year and think about your favourite memories from P3. Use pictures and words to create your own t-shirt. Make your t-shirt bright and eye catching.</p>

<p>but you must remember to include the Word Boost words!</p>		
<p><b><u>Writing</u></b> <b><u>Spot the errors</u></b> Log onto Seesaw for this week's Daily Schedule for BBC bitesize and try out some of the online lessons. Perhaps you could try out Monday's P3 <i>Identifying errors in writing</i> lesson?</p>  <p><a href="https://www.bbc.co.uk/bitesize">https://www.bbc.co.uk/bitesize</a></p>	<p><b><u>Repeat Pattern Making</u></b> Log onto Seesaw for this week's Daily Schedule for BBC bitesize and try out some of the online lessons. Try Thursday's P3 Design and Technology lesson all about tessellation. The lesson includes:</p> <ul style="list-style-type: none"><li>• two video clips demonstrating tessellation and screen printing</li><li>• two activities to try at home</li></ul>  <p><a href="https://www.bbc.co.uk/bitesize">https://www.bbc.co.uk/bitesize</a></p>	<p><b><u>Science</u></b> Log onto Seesaw for this week's Daily Schedule for BBC bitesize and try out some of the online lessons. Try Wednesday's P3 Science lesson all about the human body and our senses. The lesson includes;</p> <ul style="list-style-type: none"><li>• eight videos about your body and senses</li><li>• four activities to enhance your learning</li></ul>  <p><a href="https://www.bbc.co.uk/bitesize">https://www.bbc.co.uk/bitesize</a></p>