



Week Beginning: 4th May

Class: P3

Teachers: Miss Heenan and Miss Anderson

Here are some ideas for you to complete throughout the week at a time that best suits you and your family. There are a range of digital and non-digital activities for you to do – please feel free to adapt these as you wish. Do not feel that you have to complete all of these activities – we recommend that you do at least one from literacy, numeracy and across the curriculum throughout the week. We are also encouraging you to use the Seesaw app to have regular communication with your class teacher and for you to share all of your amazing work! You can upload the learning you have completed from this grid or you can log on and complete the activities we have provided for you on Seesaw.






Literacy	Numeracy and Maths	Across the Curriculum			
<p style="text-align: center;"><u>Spelling</u></p> <p>This week's sound is soft g, practice saying these words and listen to the sound the 'g' makes.</p> <div data-bbox="230 807 775 1171" style="border: 1px solid black; padding: 5px; margin: 10px auto; width: fit-content;"> <p style="text-align: center; font-size: small;">Spelling Words Week beginning 4th May</p> <p style="text-align: center; font-size: x-small;">Soft g</p> <table border="1" style="width: 100%; border-collapse: collapse;"> <tr> <td style="padding: 5px;"> <ul style="list-style-type: none"> • germ • gel • age • large • cage • giant </td> <td style="padding: 5px;"> <ul style="list-style-type: none"> • agent • orange • digit • logic • engine • urgent </td> <td style="padding: 5px;"> <ul style="list-style-type: none"> • legend • angel • budget • giraffe • religion • challenge </td> </tr> </table> </div> <p>Can you find anything in your house that has the soft 'g' sound in it? You could take a picture of the item and send it via Seesaw or write a list and tell your teacher what items you found.</p>	<ul style="list-style-type: none"> • germ • gel • age • large • cage • giant 	<ul style="list-style-type: none"> • agent • orange • digit • logic • engine • urgent 	<ul style="list-style-type: none"> • legend • angel • budget • giraffe • religion • challenge 	<p style="text-align: center;"><u>Time</u></p> <p>Play with a family member. Find a timer device and set it to 60 seconds (one minute). Take it in turns to time each other doing different activities such as star jumps, seeing how high you can count up. Record your results and see who wins in the end!</p> <p>The Time folders from last week are still on Education City. For anyone looking for a challenge, we have also added an extra hot folder.</p> <div data-bbox="1059 1206 1182 1334" style="text-align: center; margin: 10px auto;"> </div>	<p style="text-align: center;">P.E.</p> <p>Don't forget to keep exercising at home. Why not try working out alongside Jump Start Jonny?</p> <p style="text-align: center;">https://www.jumpstartjonny.co.uk/home</p> <div data-bbox="1671 928 1805 1050" style="text-align: center; margin: 10px auto;"> </div>
<ul style="list-style-type: none"> • germ • gel • age • large • cage • giant 	<ul style="list-style-type: none"> • agent • orange • digit • logic • engine • urgent 	<ul style="list-style-type: none"> • legend • angel • budget • giraffe • religion • challenge 			

Reading

Log in to Seesaw to hear this week's Word Boost story and Word Boost Activities. You will also find out your Reflective Reading Task for this week.



Log on to Seesaw to see your activity **Picture It - Reflective Reading - Scorch**

1. Press the play button to hear the description of the character
2. Click  to create your response
3. Turn to page 2
4. Highlight  the pieces of the text that you think are important to create your picture of the character.
5. Draw your picture on a piece of paper or in your jotter.
6. Take a photo  of your character
7. Add a page  and post your photo on it 8. Send your work to your teacher 

Times Tables

We are continuing to learn and consolidate our times tables facts.

Log on to Sumdog to complete this week's times tables challenge. We have also added a Time Challenge too.



www.sumdog.com

Health and Wellbeing

Try and fill as many buckets as you can this week e.g. give someone a compliment, help with the housework, share your toys...



Writing

Have a go at writing or drawing a set of instructions on how to wash your hands. We have given you some sentence starters to help you and don't forget to include some linking words too e.g. and, or, so, but because.

You will need....

First...

Next....

After.....

Then....

Finally...

Shape

Log on to the homework folders (Shape-Mild, Spicy, Hot) on Education City to practise recognising 2D and 3D shapes. Start with the mild folder and then if you find you are getting all the answers correct then move onto spicy. If you then find that you are getting all the answers correct in the spicy folder then move onto the hot folder.

BBC Bitesize

Log onto Seesaw for this week's Daily Schedule for BBC bitesize and try out some of the online lessons.

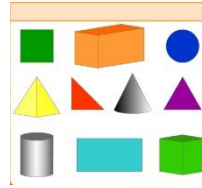
<https://www.bbc.co.uk/bitesize/tags/z7s22sg/year-2-and-p3-lessons/1>

Perhaps you could try Wednesday's Science lesson all about the Parts of a Plant as we have been growing our sunflowers?

Share your work on Seesaw.

Click on this link then scroll down to watch a short animation.

<http://www.nipcm.hps.scot.nhs.uk/resources/hand-hygiene-wash-your-hands-of-them/childrens-pack/>



www.educationcity.com



You might also like to try out Thursday's computing lesson as it is all about Coding and that is what we had planned for our trip to the Apple Store?

