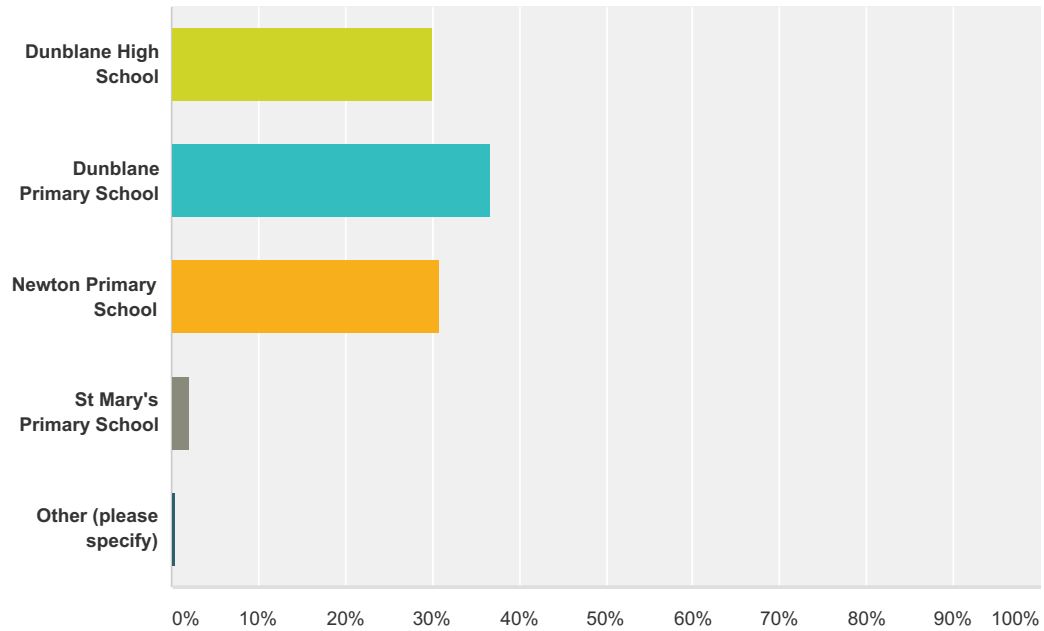


Q1 What school does your child attend?

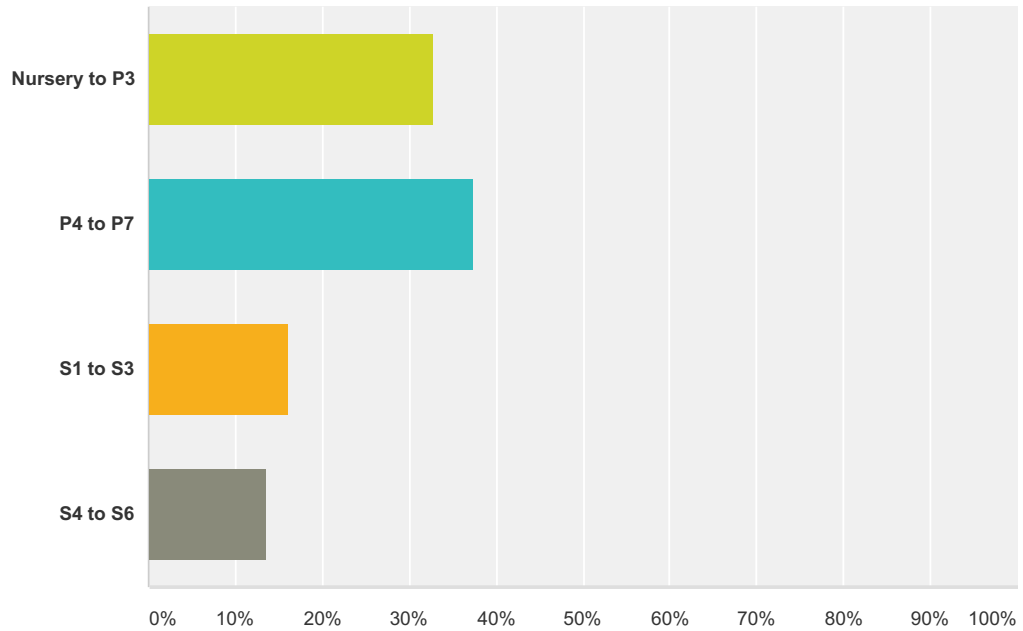
Answered: 534 Skipped: 0



Answer Choices	Responses	
Dunblane High School	29.96%	160
Dunblane Primary School	36.70%	196
Newton Primary School	30.90%	165
St Mary's Primary School	2.06%	11
Other (please specify)	0.37%	2
Total		534

Q2 What stage is your child at?

Answered: 534 Skipped: 0



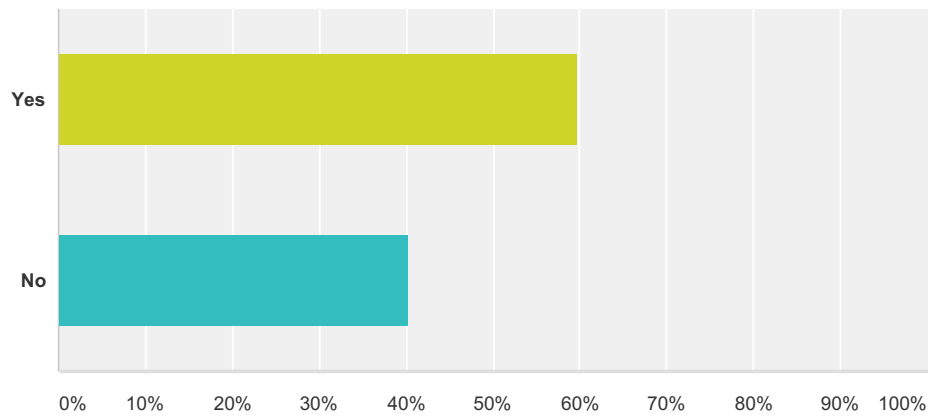
Answer Choices	Responses	
Nursery to P3	32.77%	175
P4 to P7	37.45%	200
S1 to S3	16.10%	86
S4 to S6	13.67%	73
Total		534

Q3 What is your Postcode?

Answered: 534 Skipped: 0

Q4 Do you feel your child would be safe walking to school?

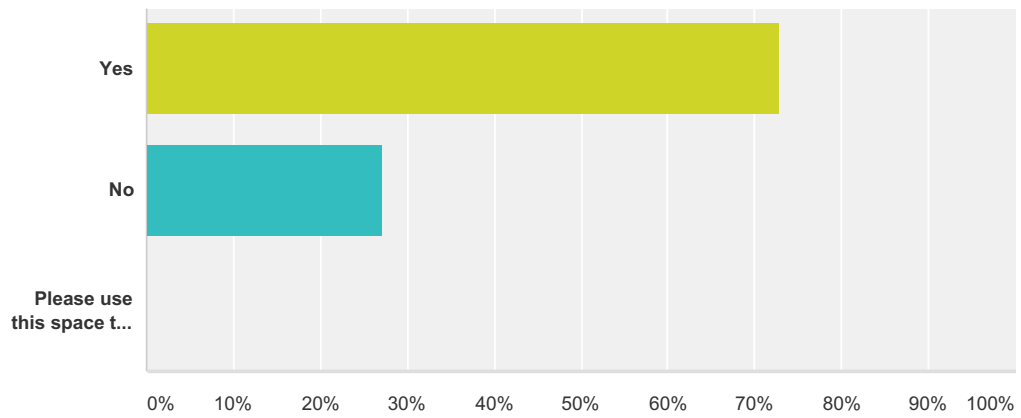
Answered: 505 Skipped: 29



Answer Choices	Responses	
Yes	59.60%	301
No	40.40%	204
Total		505

Q5 Do you think there is a problem with the roads surrounding your child's school?

Answered: 505 Skipped: 29



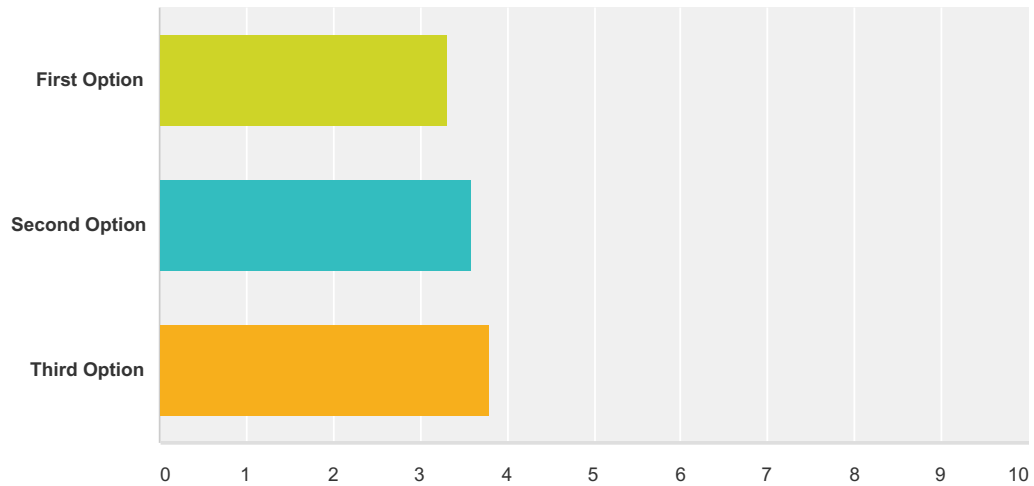
Answer Choices	Responses	
Yes	72.87%	368
No	27.13%	137
Please use this space to let us know what you think the problem is	0.00%	0
Total		505

Q6 If yes, please give a reason...

Answered: 367 Skipped: 167

Q7 How does your child get to school, the majority of the times? Please indicate your top 3 methods of travel

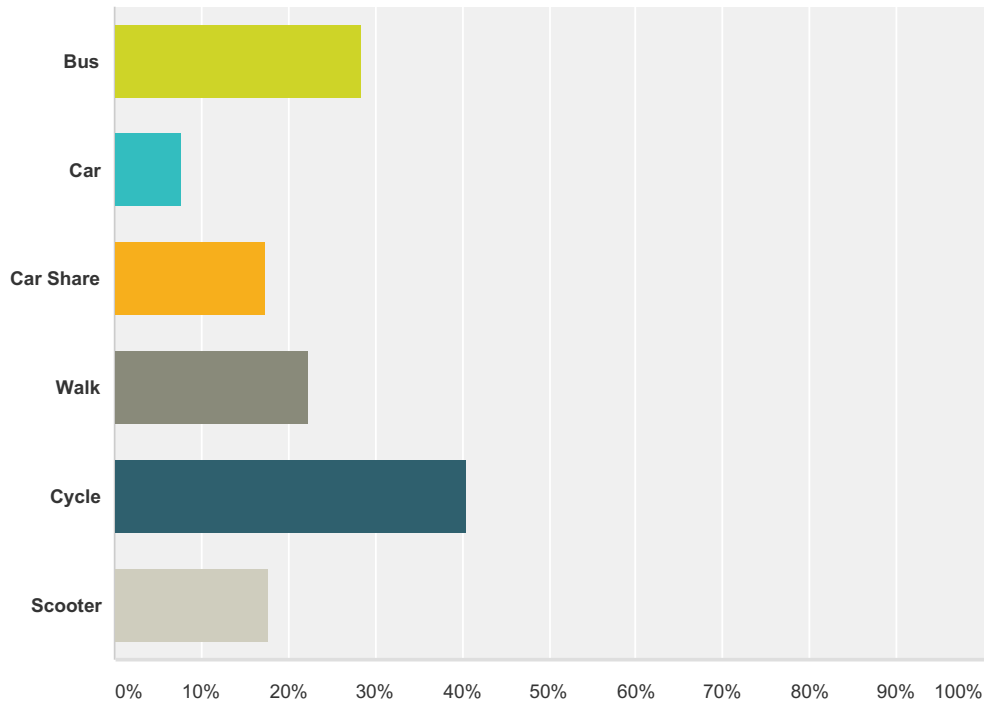
Answered: 487 Skipped: 47



	Bus	Car	Car Share	Walk	Cycle	Scooter	Total	Weighted Average
First Option	4.94% 24	28.81% 140	4.53% 22	55.56% 270	3.70% 18	2.47% 12	486	3.32
Second Option	3.40% 15	29.93% 132	6.58% 29	38.10% 168	8.62% 38	13.38% 59	441	3.59
Third Option	3.80% 12	26.58% 84	3.80% 12	33.23% 105	16.77% 53	15.82% 50	316	3.80

Q8 What other options would you consider?

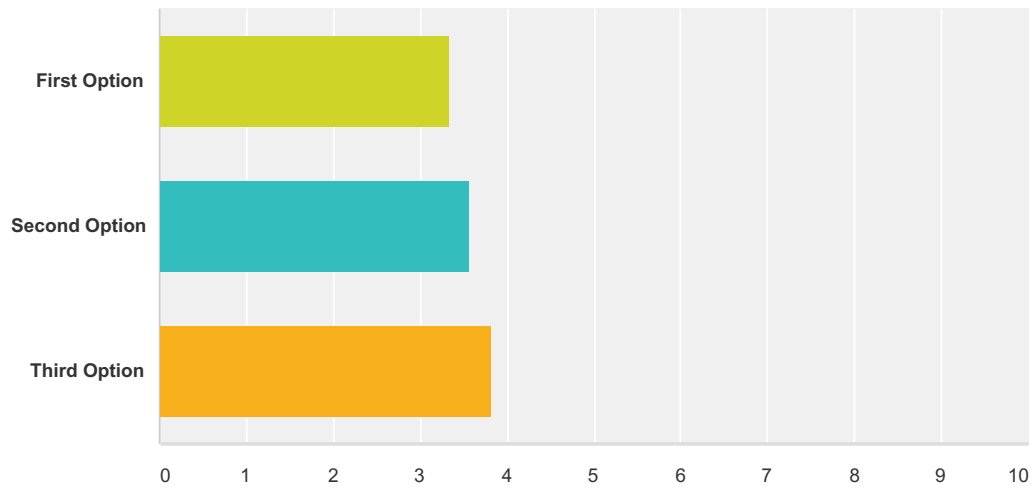
Answered: 323 Skipped: 211



Answer Choices	Responses	
Bus	28.48%	92
Car	7.74%	25
Car Share	17.34%	56
Walk	22.29%	72
Cycle	40.56%	131
Scooter	17.65%	57
Total Respondents: 323		

Q9 How does your child get home from school?

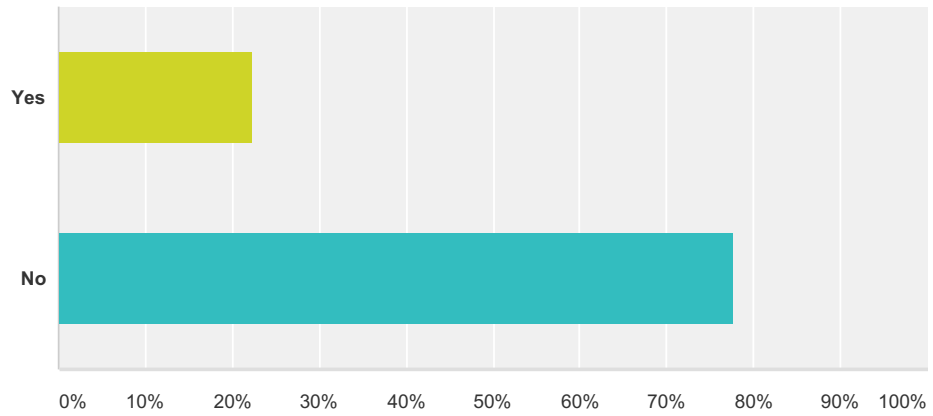
Answered: 489 Skipped: 45



	Bus	Car	Car Share	Walk	Cycle	Scooter	Total	Weighted Average
First Option	4.92% 24	28.28% 138	3.07% 15	57.58% 281	3.28% 16	2.87% 14	488	3.35
Second Option	2.11% 9	32.32% 138	6.09% 26	36.77% 157	10.54% 45	12.18% 52	427	3.58
Third Option	3.95% 12	26.32% 80	4.61% 14	31.25% 95	16.78% 51	17.11% 52	304	3.82

Q10 Have you explored the idea of Car Sharing?

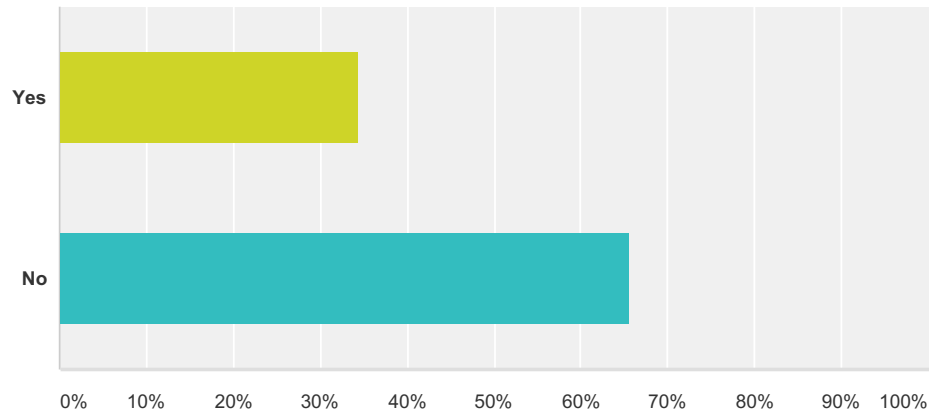
Answered: 489 Skipped: 45



Answer Choices	Responses	
Yes	22.29%	109
No	77.71%	380
Total		489

Q11 If no, would you consider it?

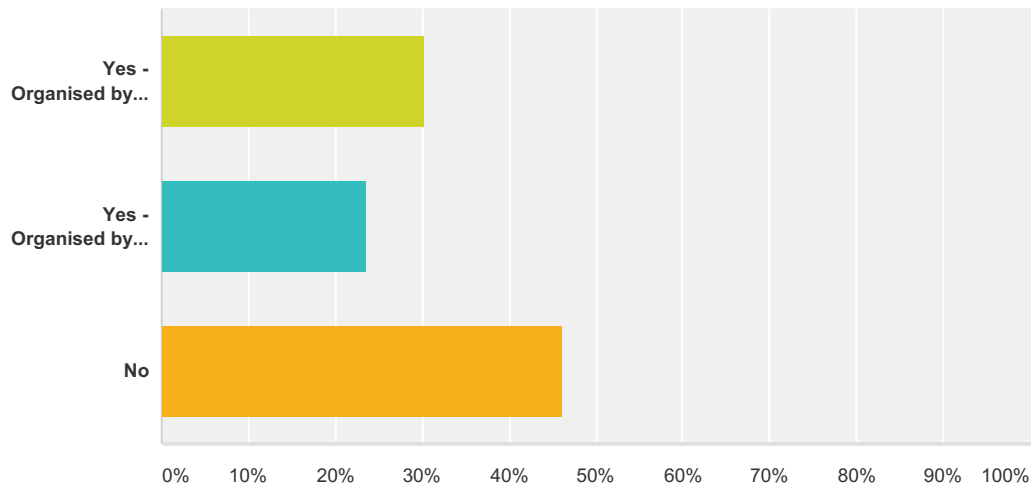
Answered: 390 Skipped: 144



Answer Choices	Responses	
Yes	34.36%	134
No	65.64%	256
Total		390

Q12 Would you be happy to support a Car Sharing Initiative?

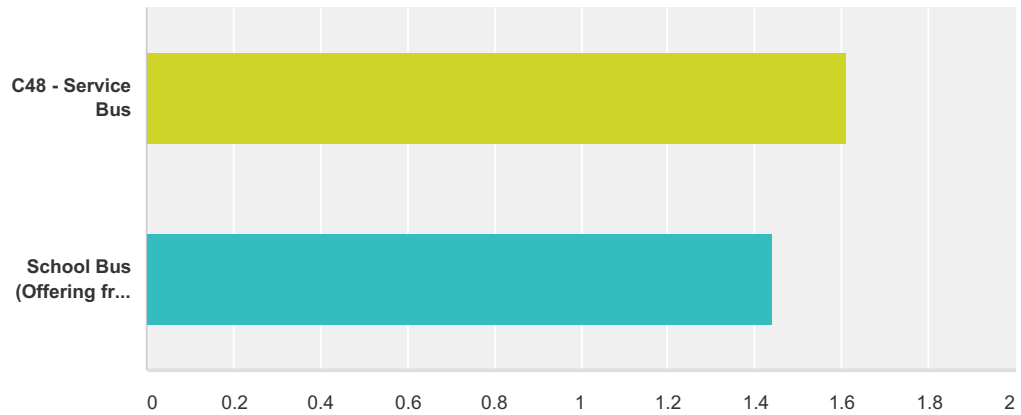
Answered: 489 Skipped: 45



Answer Choices	Responses	
Yes - Organised by yourself	30.27%	148
Yes - Organised by the Primary School	23.52%	115
No	46.22%	226
Total		489

Q13 There are two buses that pupils of Dunblane High School can use to travel to school. Are you aware of these services?

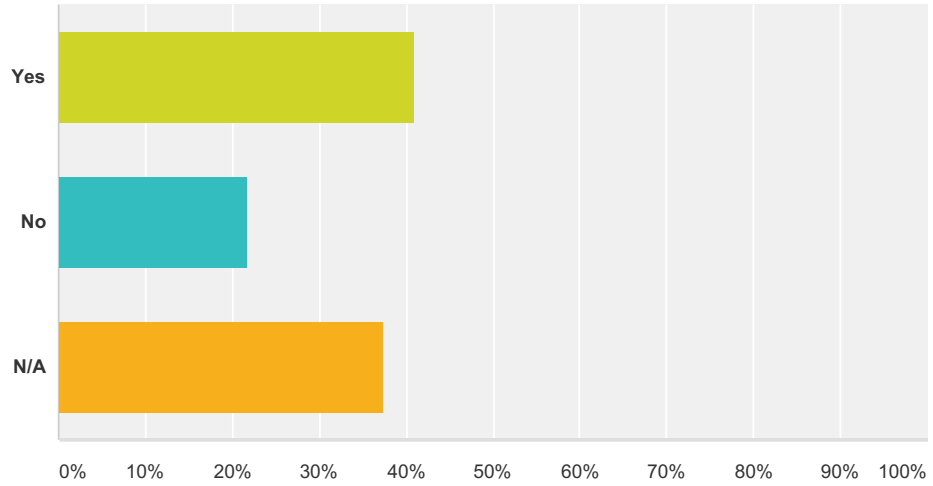
Answered: 470 Skipped: 64



	Yes	No	Total	Weighted Average
C48 - Service Bus	39.14% 182	60.86% 283	465	1.61
School Bus (Offering free travel to pupils in the catchment area, but further than two miles away)	56.26% 247	43.74% 192	439	1.44

Q14 If you live within the 2 mile radius of the school, would you be willing to pay for the use of a School Bus?

Answered: 460 Skipped: 74



Answer Choices	Responses	
Yes	40.87%	188
No	21.74%	100
N/A	37.39%	172
Total		460

Q15 If you drop off your child, where do you most frequently drop them off?

Answered: 303 Skipped: 231

**Q16 Do you have any suggestions as to
where a safe drop off area would be for your
child?**

Answered: 176 Skipped: 358

Q17 Please use the box below to share any further, relevant information with us.

Answered: 178 Skipped: 356