



Respectful

Inclusive

Safe

Kind






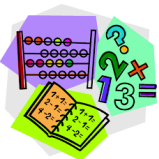




P1S Home Learning Grid

w/b: 01.06.20

Here are some suggested activities for you to try at home. These will be updated on the website every fortnight.

<https://blogs.glowscotland.org.uk/st/braeheadprimaryschool/>

<p><u>Literacy – Phonics</u></p> <p><u>Sound check</u> Look at the sound card on Seesaw. Tap to add a recording of you practising reading all of your sounds. Or you could record a video with the actions as well!</p> 	<p><u>Literacy – Writing</u></p> <p><u>Letter writing</u> Our primary 7 buddies are getting ready to go to high school after the summer. Could you write a letter to them starting “Dear primary 7” and include something you have enjoyed doing with them this year and wishing them good luck. Don’t forget to sign put your name at the bottom!</p> 	<p><u>Literacy – Reading</u></p> <p><u>New ending</u> Choose a story to read at home with an adult. Can you think of a different way the story could end? Draw a picture, record a video or write your own ending on Seesaw.</p> <p style="text-align: center;">Be creative!</p> 
<p><u>Numeracy and Maths</u></p> <p><u>Number bonds to 10</u> Numbers that can add together to make 10 are called number bonds to 10. Explore what numbers add together to make 10 by getting 10 items and split them into different groups to discover different bonds. Worksheet available on Seesaw.</p> 	<p><u>Numeracy and Maths</u></p> <p><u>Time</u> This week we are learning about half past. If it is half past 2, the big hand is pointing at 6 and the small hand would be in between 2 and 3 as it is moving round. When it is half past, the big hand is always at 6. Worksheet available on Seesaw.</p> 	<p><u>Numeracy and Maths</u></p> <p><u>Ordering numbers from 0-20</u> Can you make number cards from 0-20 then muddle them up? See if you can put them in order starting from 0 and going up to 20.</p> <p>Worksheet available on Seesaw.</p> 
<p><u>HWB</u></p> <p><u>Virtual school trip!</u> This week we are virtually going to visit different types of farms! Have a look here: https://bit.ly/2X9UVKi Draw a picture from your favourite farm showing something new that you learned. Have fun exploring 😊</p> 	<p><u>Creativity</u></p> <p><u>Virtual Primary Music day</u> Primary Music day would have taken place on 1st of June this year. Instead we are going to do this over the next two weeks virtually! The music specialists would like you to learn “I Like the Flowers” https://youtu.be/t6PKcnTGVX4 and to record yourself singing, dancing or playing along to the music. You could also draw some pictures or paintings of flowers to go with the song!</p> 	<p><u>Outdoor / Active</u></p> <p><u>Outdoor scavenger hunt</u> Take to the outdoors and get ready to search for things from 10 blades of grass to things starting with ‘m’ or even 5 leaves that are different shapes!</p> <p>*Scavenger hunt list available on Seesaw</p> 