



Respectful

Inclusive

Safe

Kind



# P6 Home Learning Grid

Here are some suggested activities for you to try at home. These will be updated on the website every fortnight.

<https://blogs.glowscotland.org.uk/st/braeheadprimaryschool/>

## Literacy – Spelling



**Summer Adjectives:** Think of a list of impressive adjectives to describe things associated with summer.

Use the spelling menu to choose ways to practice the spelling words you think of.

## Literacy – Writing



You have spent the last ten weeks on lockdown and will have learned a lot of skills and strategies to help you get through this difficult time.

Write a “Guide to Getting Through Lockdown” for someone who might be in this situation in the future. You can include the things you have done and why they have been important for your happiness, health and safety (e.g. sticking to a routine, daily exercise, wiping down shopping, staying connected with friends, etc.).

## Literacy – Reading



Keep aiming to read everyday and keep track of your reading in a diary or journal. You can find lots of free e-books at [www.getepic.com](http://www.getepic.com)

Think of the author’s purpose for writing a text you have engaged with. Did the author write the text to **persuade, inform or entertain**? Justify your answer with evidence from the text.

Can you think of examples of other texts you have read for each of the purposes listed above?

## Numeracy and Maths



Create three different headings: less than half, exactly half and greater than half.

Write/ draw as many fractions that you can under each heading. Use visual resources to help you.

Are you able identify any fractions that are equivalent? There is a link below to remind you of equivalent fractions.

<https://www.youtube.com/watch?v=hMIIQ1IWdQg>

## Numeracy and Maths



Calculate the percentage of time that is taken up by adverts when watching your favourite TV show.

Is the percentage of advert time the same every time you watch it? Is it different for different TV shows/channels

## Creativity



### LOCKDOWN PICTURES

We are considering how best to support our children make the transition back to school in August. We thought that photographs showing what life in lockdown has been like for our children would help support discussion on this topic. In line with GDPR please be aware any photos submitted will be shared with staff and pupils in Braehead Primary School.

## HWB



Practicing gratitude has lots of benefits for your mental and physical wellbeing. Can you research what some of these benefits are? Why do you think this is?

**Start a gratitude journal by writing down 3 things every day that you are grateful for.** At the end of the week, reflect on the impact this has had.

## Creativity



Listen to your favourite singer/band and design an album cover for them.

## Outdoor / Active











Find ten yoga poses and, if you can, practice them outside in the sunshine.




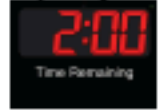



Remember to wear sun cream and drink plenty of water!

Remember that you can use Sumdog  and TTRS  at anytime too.

# SPELLING MENU

<p><b>1. ABC Order</b></p>  <p>Write all of your spelling words in alphabetical (ABC) order.</p>	<p><b>2. Word Parts</b></p> <p>Write your words. Then use a coloured pencil to divide the words into syllables. e.g. <u>Jumping</u> <u>caterpillar</u></p>	<p><b>3. Other Handed</b></p> <p>Write each word 5 times, switching the hand you write it with each time. Say the word as you spell it.</p>	<p><b>4. Vowel Spotlight</b></p> <p>Write your words using one colour for the vowels and another colour for the consonants. (vowels: a, e, i, o, u)</p>
<p><b>5. Use Technology</b></p> <p>Type out your spelling words on the computer. Try to use at least 4 different fonts.</p> 	<p><b>6. Pyramid Words</b></p> <p>s sp spe spel spell spelli spelling spelling (or make them boat shaped, star, smiley face, etc.)</p>	<p><b>7. "Ransom" Words</b></p> <p>"Write" your words by cutting letters out of a newspaper or magazine and gluing the letters on a piece of paper to spell your words.</p> 	<p><b>8. Rainbow Words</b></p> <p>Write your spelling words with coloured pencils. Make each letter a different colour.</p> 
<p><b>9. Scrambled Words</b></p> <p>Write your words. Then write them again with the letters mixed up. Can you unscramble them again the next day? e.g. watch - cwhta</p>	<p><b>10. Silly Sentences</b></p> <p>Write 3 or more sentences that use all your spelling words.</p> 	<p><b>11. Prefixes and Suffixes</b></p> <p>Underline the prefixes and suffixes in the words you are learning. Make sure you know what they mean. e.g. <u>important</u> <u>happiness</u></p>	<p><b>12. Word Search</b></p> <p>Create your own word search with your spellings. Show the answers to your puzzle in a different colour.</p> 
<p><b>13. Flashcards</b></p> <p>Make and practice with flashcards. Put the word on one side and definition (meaning) on the other.</p> 	<p><b>14. Picture &amp; a Story</b></p> <p>Draw a picture defining each word. Write a sentence about your picture using the word.</p>	<p><b>15. Words without Vowels</b></p> <p>Write all of your words replacing vowels with a line. Go back and see if you can fill in the vowels. e.g. q--st--n = question</p>	<p><b>16. Train Words</b></p> <p>Write the entire list end-to-end as one long word. Write each new word in a different colour. e.g. <u>train</u><u>back</u><u>stop</u></p>
<p><b>17. Write a Story, Poem or Song with Words</b></p> <p>Write a story using all your spelling words. Underline the words you used.</p>	<p><b>18. Bubble Letters</b></p> <p>Write your spelling words out in bubble writing.</p> 	<p><b>19. Words Within Words</b></p> <p>Write each spelling word and then write at least 2 words made from that word. e.g. catch - cat, hat</p>	<p><b>20. Picture words</b></p> <p>Draw a picture and hide your spelling words in the picture.</p>

# SPELLING MENU

<p><b>21. Question/Answers</b></p> <p>Write questions with half of your spelling words. Then use the other half to answer the questions. Underline the words you used.</p> 	<p><b>22. Riddles</b></p> <p>Write a riddle for each of your words. Don't forget to answer them. e.g. I am grey. I have a trunk and big ears. Answer: elephant.</p> 	<p><b>23. Crossword Puzzle</b></p> <p>Make a crossword puzzle with your spelling. Show the answers to your puzzle.</p> 	<p><b>24. Rhyming Words</b></p> <p>Write your spelling words out with a rhyming word next to them. Remember that words do not need to have the same spelling pattern to rhyme. e.g. men and again</p>
<p><b>25. Homophones</b></p> <p>Can you find any homophones which go with your spelling words? What do they mean? e.g. wear and where, to, too and two their, there and they're</p>	<p><b>26. Writing Race</b></p> <p>Set a timer for 2 minutes. See how many times you can write each word perfectly during that time.</p> 	<p><b>27. Code Words</b></p> <p>Come up with a code for each letter of the alphabet and then write each word in code. e.g. a = p b = + c = *</p>	<p><b>28. Word Classes</b></p> <p>Sort your spelling words into word classes - nouns, verbs, adjectives etc. Be careful - some words can be used in more than one category e.g. swimming.</p>
<p><b>29. Synonyms</b></p> <p>Find at least 2 synonyms for each of your spelling words.</p> 	<p><b>30. Antonyms</b></p> <p>Find an antonym (opposite) for each of your spelling words.</p> 	<p><b>31. Joker</b></p> <p>Write jokes containing each of your spelling words.</p> 	<p><b>32. Backwards Words</b></p> <p>Write your spelling words forwards and then backwards. Remember to write neatly!</p> <p><b>BACKWARDS</b></p>
<p><b>33. X Words</b></p> <p>Write 2 words with one letter in common so that they cross over each other. e.g. b r ch<u>e</u>se a d</p>	<p><b>34. Acrostic Poem</b></p> <p>Write an acrostic poem for your spelling words. See if you can stick to a theme when writing. e.g. sun  Sun shines brightly Up in the sky Nice and warm on my face</p>	<p><b>35. Scrabble</b></p> <p>In a game of Scrabble, each letter is worth a certain number of points. Write your words and then add the total of the letters. Which of your spelling words has the highest total value?</p> 