

Home Learning Grid

Here are some suggested activities for you to try at home. These will be updated on the website every fortnight.

<https://blogs.glowscotland.org.uk/st/braeheadprimaryschool/>

Literacy – Spelling



There were some fantastic word quizzes last week, you made them quite tricky! Please can you make up a word quiz including 10 'ay' words.

e.g. The wind was making the trees _____ back and forth. Answer: sway

Literacy – Writing



Click on this link to take you to a picture and activities about 'The Forbidden Tower':

<https://www.pobble365.com/the-forbidden-tower>

Use your imagination to complete the 'Story Starter' activity. The sentence you have got to continue the story from is 'The crow took off into the night...'

Extension: to challenge yourself you can try the other activities like the 'Perfect Picture' challenge.

Literacy – Reading

Please follow the link below. Listen to the story. You can click on full screen if you want. Please answer these questions:



1. Does this story remind you of another, similar story?
2. What did Bob eat to settle his nerves?
3. What did you like about the story?
4. What did you dislike about the story?
5. What was the happy ending?

Please answer in full sentences. Let me know how you get on!

<https://www.bbc.co.uk/programmes/p011n87z>

Numeracy and Maths



Place value- Follow this link and it will take you to a series of short videos, can you watch the learn section which explains a little bit about place value. Then, can you do practise activity 1, 2 and then read the instructions carefully for activity 3 and you can make your own place value battle game. Let me know how you get on!

Link:
<https://www.bbc.co.uk/bitesize/articles/zhnrca7>

Numeracy and Maths

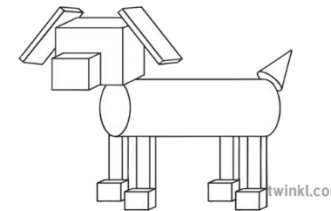






Butterfly symmetry- see how many butterflies you can find in your garden or whenever you are going for a walk. At the bottom of the spotter sheet there is an idea to draw your own butterfly. Do not try to draw it on the spotter sheet. On a separate piece of paper please draw your favourite butterfly. Remember the rules of symmetry and make one side of the butterfly a mirror image of the other.

Link to spotting spring butterflies' sheet:
[file:///C:/Users/Joe%20Blogs/Downloads/Spring%20butterfly%20spotter%20sheet%20\(1\).pdf](file:///C:/Users/Joe%20Blogs/Downloads/Spring%20butterfly%20spotter%20sheet%20(1).pdf)

Numeracy and Maths

Can you design and draw a house or a dog using the following 3D shapes- Cube, cylinder, cuboid, sphere, and a cone. When you have drawn it, you can colour different 3D shapes in different colours. Here is an example:



<p><u>HWB</u></p> <p>How have you communicated and stayed in contact with your peers during lockdown? Have a look and see what you think of this little clip. After you watch it, you could maybe write a postcard to a special friend, if they live close to you then you might be able to post it through their letterbox the next time you are out for a walk with your family. Or, if they live further away and if you have a stamp and know their address you could post it. Sometimes a little gesture like this will let people know that you are sending them a virtual hug and that you are really looking forward to seeing them again when it is safe to do so. Enjoy, let me know how you get on!</p> <p>Clip: https://www.youtube.com/watch?v=2PnnFrPaRqY&feature=youtu.be</p> 	<p><u>Creativity</u></p> <p>Please follow the link below to see how to draw a baby seal. You can watch it first and then gather the things for you to try it. You will need a piece of paper, a black felt pen and some colouring pencils for shading. Remember you can pause the video if the instructions are going too fast. Enjoy. Let me know how you get on.</p> <p>Link: https://www.youtube.com/watch?v=Ast_PA07qH8</p> 	<p><u>Outdoor / Active</u></p> <p>Please watch the clip below. Things you will need: a Polly pocket or recycled plastic that has a clear, flat surface. Black paint and PVA glue or white glue. Permanent marker pens and scissors. You can use the design below or think of your own. If you have not got any of these things think what you could use instead. This is an outdoor art activity because it is quite messy. Please wear an apron or old painting shirt. Put newspaper down too, enjoy! Let me know how you get on.</p> <p>Clip: https://www.bbc.co.uk/newsround/52821768</p>  

Remember that you can use Sumdog  and TTRS  at anytime too.

