










3P – Mrs Parseghian - Home Learning Grid 2

Here are some suggested activities for you to try at home. These will be updated on the website every fortnight.

<https://blogs.glowscotland.org.uk/st/braeheadprimaryschool/>

<p><u>Literacy – Spelling</u> <u>Alternative Spelling for -igh sound.</u> Fill in the sheet which is enclosed showing different spelling for igh words. Then practise spelling these. You could also write sentences for the words. paint the words, write outside in chalk, make with playdough, cut letters out of newspaper, use magnetic letters. Find other words with the same sound and learn how to write these correctly.</p> 	<p><u>Literacy – Writing</u> Write an imaginative story which begins:- One day a boy/girl was walking alongside a field and he/she saw 3 lambs</p>  <p>Remember to write in <u>sentences</u> <u>Capital letters at the beginning</u> <u>Full stop</u> at the end Write 2 paragraphs if you can</p>	<p><u>Literacy – Reading</u> Read through the Spring comprehension again (from last Grid) and make a list of all the :- Nouns (naming words) Verbs (action words) Adjectives (describing words) Which are in the text. Choose 2 words from each and write a sentence for them.</p> 
<p><u>Numeracy and Maths</u> Addition and Subtraction Ask someone in your family to write out 20 sums. You can do +/- to 10 +/- to 20 +/- to 50 +/- to 100 Whichever level you can do. Ask the adult to time how long it takes you to complete.</p> 	<p><u>Numeracy and Maths</u> Solve the mystery of the missing vegetables. This activity has different maths word problems. Worksheets are in this section of 3P folder.</p> 	<p><u>Numeracy and Maths</u> Look at the grid worksheets which are in this pack – this is called grid referencing and they use grid references in maps. Can you complete the activities? If you can't print them out maybe someone in your family could help you copy it out on to paper and then complete the task.</p> 

<p>Do these daily and see if your speed and accuracy improves. An example of sums are enclosed.</p>		<p>Complete the sheets which have grids first, then try the zoo grids (all in this folder). Websites you might want to use with this are:- Twinkl – grid references (free for now). www.topmarks.co.uk – Mapzone https://www.math10.com/en/math-games/games/geometry/games-cali-coordinate-system.html I have added grid games you might like as well.</p>
<p><u>HWB / Context</u></p> <p>Go online and watch any of the videos from Edinburgh Zoo Blairdrummond Safari Park Or any of the other animal videos which are available just now. https://www.edinburghzoo.org.uk/webcams/panda-cam/ https://www.blairdrummond.com/animals/webcams</p> 	<p><u>Creativity</u></p> <p>Are there any famous landmarks in your area? If there are can you find 4 facts about them. Draw a picture of the landmark and list the facts.</p> 	<p><u>Outdoor / Active</u></p> <p>5-a day fitness on Youtube – Do the French and also the Spanish one. Mile a day Try one of the fitness workouts which are online.</p> 

There is a website :- Oxford Owl which if you register allows you to access online books – it is free. If you join you can access books at the same level your child has been using in class. Levels are as follows:-

Gruffalos – Level 1 / Tiddlers – Level 3 / Highway Rats – Level 5 / Zogs – Level 6 / Stickmen – Level 9.

<https://home.oxfordowl.co.uk/>

Remember that you can use Sumdog  and TTRS  at anytime too.