



Respectful

Inclusive

Safe

Kind



P6 Home Learning Grid

Here are some suggested activities for you to try at home. These will be updated on the website every fortnight.

<https://blogs.glowscotland.org.uk/st/braeheadprimaryschool/>

Literacy – Spelling



Unstressed Vowels are vowels that are not easy to hear in a word because they receive less emphasis when the word is pronounced, e.g. differerent, general.

Use the spelling menu to choose ways to practice the spelling words attached.
Can you find or think of any more words with unstressed vowels?

Literacy – Writing



<https://www.pobble365.com/an-unexpected-adventure/>

Use the Story Starter to write a story inspired by the picture. The activities on the page will help you to plan your writing.
You can use the arrows to select a different picture to write about, if you would like.

Literacy – Reading

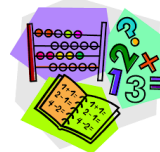


Keep aiming to read everyday and keep track of your reading in a diary or journal. You can find lots of free e-books at www.getepic.com

Choose one of the following activities to complete based on your daily reading:

- Write a summary of what you have read.
- Draw illustrations for the text.
- Make up a quiz with at least 5 questions about the text you have read.


Numeracy and Maths



www.topmarks.com
Daily 10 – Level 4

Aim to spend 10 minutes daily practicing your mental maths. You could choose to focus on a different skill each day or identify one or two skills you would like to focus on improving.


Numeracy and Maths



Get organised and make yourself a timetable for the week. Plan ahead for the week and include things such as;

- The times you will start and finish an activity.
- Routines such as lunch, dinner, bedtime, exercise etc.

Numeracy and Maths



Design a board game that tests the players' knowledge of fractions, percentages and decimals (make sure you know all of the answers).

HWB




Research ways to practice mindfulness and the benefits of practicing it regularly. Can you incorporate some mindfulness practices into your daily routine? Make a note of how you feel before and after.

Buddying



Create a brainstorm of how you think you will make a good buddy next year and what extra responsibilities this might include. Think about how daunting it might be being a new P1 student and how they might be feeling.

Outdoor / Active



If you can get outside, go for a walk and try to find something that starts with each letter of your name, take a picture of each item. If you can't get outside, you can search around your house.
Example; J – junction, O – oak tree, H – house, N – nettles.

Remember that you can use Sumdog  and TTRS  at anytime too.

Spelling Words

Different

General

Library

Desperate

Interesting

Miserable









Jewellery

Dictionary








Separate

Necessary

SPELLING MENU

<p>1. ABC Order</p>  <p>Write all of your spelling words in alphabetical (ABC) order.</p>	<p>2. Word Parts</p> <p>Write your words. Then use a coloured pencil to divide the words into syllables. e.g. <u>jump</u>ing cater<u>pill</u>ar</p>	<p>3. Other Handed</p> <p>Write each word 5 times, switching the hand you write it with each time. Say the word as you spell it.</p>	<p>4. Vowel Spotlight</p> <p>Write your words using one colour for the vowels and another colour for the consonants. (vowels: a, e, i, o, u)</p>
<p>5. Use Technology</p> <p>Type out your spelling words on the computer. Try to use at least 4 different fonts.</p> 	<p>6. Pyramid Words</p> <p>s sp spe spel spell spelli spelling spelling (or make them boat shaped, star, smiley face, etc.)</p>	<p>7. "Ransom" Words</p> <p>"Write" your words by cutting letters out of a newspaper or magazine and gluing the letters on a piece of paper to spell your words.</p> 	<p>8. Rainbow Words</p> <p>Write your spelling words with coloured pencils. Make each letter a different colour.</p> 
<p>9. Scrambled Words</p> <p>Write your words. Then write them again with the letters mixed up. Can you unscramble them again the next day? e.g. watch - cwhta</p>	<p>10. Silly Sentences</p> <p>Write 3 or more sentences that use all your spelling words.</p> 	<p>11. Prefixes and Suffixes</p> <p>Underline the prefixes and suffixes in the words you are learning. Make sure you know what they mean. e.g. <u>im</u>portant happi<u>ness</u></p>	<p>12. Word Search</p> <p>Create your own word search with your spellings. Show the answers to your puzzle in a different colour.</p> 
<p>13. Flashcards</p> <p>Make and practice with flashcards. Put the word on one side and definition (meaning) on the other.</p> 	<p>14. Picture & a Story</p> <p>Draw a picture defining each word. Write a sentence about your picture using the word.</p>	<p>15. Words without Vowels</p> <p>Write all of your words replacing vowels with a line. Go back and see if you can fill in the vowels. e.g. q--st--n = question</p>	<p>16. Train Words</p> <p>Write the entire list end-to-end as one long word. Write each new word in a different colour. e.g. <u>train</u><u>back</u><u>stop</u></p>
<p>17. Write a Story, Poem or Song with Words</p> <p>Write a story using all your spelling words. Underline the words you used.</p>	<p>18. Bubble Letters</p> <p>Write your spelling words out in bubble writing.</p> 	<p>19. Words Within Words</p> <p>Write each spelling word and then write at least 2 words made from that word. e.g. catch - cat, hat</p>	<p>20. Picture words</p> <p>Draw a picture and hide your spelling words in the picture.</p>

SPELLING MENU

<p>21. Question/Answers</p> <p>Write questions with half of your spelling words. Then use the other half to answer the questions. Underline the words you used.</p> 	<p>22. Riddles</p> <p>Write a riddle for each of your words. Don't forget to answer them. e.g. I am grey. I have a trunk and big ears. Answer: elephant.</p> 	<p>23. Crossword Puzzle</p> <p>Make a crossword puzzle with your spelling. Show the answers to your puzzle.</p> 	<p>24. Rhyming Words</p> <p>Write your spelling words out with a rhyming word next to them. Remember that words do not need to have the same spelling pattern to rhyme. e.g. men and again</p>
<p>25. Homophones</p> <p>Can you find any homophones which go with your spelling words? What do they mean? e.g. wear and where, to, too and two their, there and they're</p>	<p>26. Writing Race</p> <p>Set a timer for 2 minutes. See how many times you can write each word perfectly during that time.</p> 	<p>27. Code Words</p> <p>Come up with a code for each letter of the alphabet and then write each word in code. e.g. a = @ b = + c = *</p>	<p>28. Word Classes</p> <p>Sort your spelling words into word classes - nouns, verbs, adjectives etc. Be careful - some words can be used in more than one category e.g. swimming.</p>
<p>29. Synonyms</p> <p>Find at least 2 synonyms for each of your spelling words.</p> 	<p>30. Antonyms</p> <p>Find an antonym (opposite) for each of your spelling words.</p> 	<p>31. Joker</p> <p>Write jokes containing each of your spelling words.</p> 	<p>32. Backwards Words</p> <p>Write your spelling words forwards and then backwards. Remember to write neatly!</p> <p>BACKWARDS</p>
<p>33. X Words</p> <p>Write 2 words with one letter in common so that they cross over each other. e.g. b r cheese a d</p>	<p>34. Acrostic Poem</p> <p>Write an acrostic poem for your spelling words. See if you can stick to a theme when writing. e.g. sun Sun shines brightly Up in the sky Nice and warm on my face</p>	<p>35. Scrabble</p> <p>In a game of Scrabble, each letter is worth a certain number of points. Write your words and then add the total of the letters. Which of your spelling words has the highest total value?</p> 