

Swiss Alps Trip

23rd -29th May 2020

Staff going on the trip:

Mr Youens

Mr Whiteford

Mrs Hendry

Miss Vickers

We will collect passports and EHICs at the end of the presentation

Travel



Depart Balfron High School 10:00 on Saturday 23rd May
Arrive Les Mosses 15:00 on Sunday 24th May.

Depart Les Mosses 15:30 on Thursday 28th May.
Arrive Balfron High School approx. 16:30 on Friday 29th May.



1024 miles

26 hours

Bring DVDs/music/books

Bring lots of food/snacks



Col des Mosses



Hotel Les Fontaines– Les
Mosses

En suite rooms
2-5 in a room





Gruyere cheese factory





Cailler chocolate
factory



Montreux



Free time in Montreux



Emossons Dam





Aquaparc – Le Bouveret





Glacier du Trient

Montenvers train and Mer de Glace





Outdoor
geothermal pool
Lavey les Bains





Walk to glacial lake – Lac Lioson




philippe perissod © 2008

24.08.08 1

Valentin Vuichard



(f) The following diagram (Figure 7) shows these three glacial landforms. The diagrams that follow (Figures 8-10) explain each glacial landform in more detail. Label the diagram and complete the missing words:-



X A _____: a deep circular hollow in the mountain where a snowfield collected and at the bottom of which ice developed.
 Y An _____: a long, sharp, narrow ridge that is found around the top edge of a corrie and between two neighbouring corries.
 Z A _____: a slender, tall, sharp summit formed when 3 or more corries erode back to back into the mountain.

(g) The three diagrams (Figures 8 to 10) that follow show the stages of development of a corrie (or a cirque) basin. Add a number beside each of the following listed words to match with the features on the following three figures:

Diagram 1: Recent Snowfall; Snow Turning To Ice
 Diagram 2: Frost Shattering; Bergshund Crevasses; Glacier
 Diagram 3: Rock Lip; Steep Back Wall; Tarn/Lake; Scree

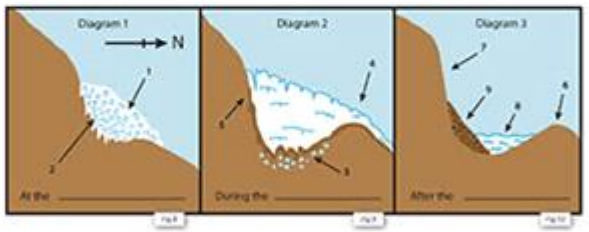


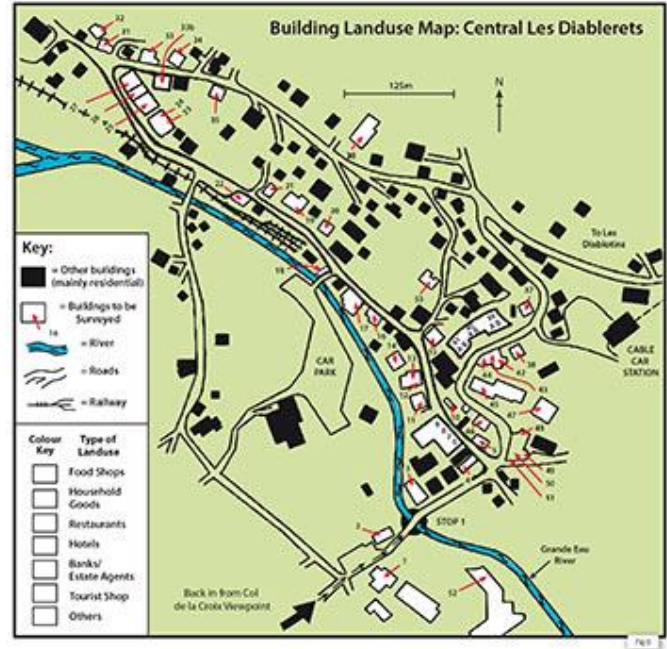
Diagram 3: Rock Lip; Steep Back Wall; Tarn/Lake; Scree

(h) Complete the boxes (Fig 11) below to fully Describe and explain the development of a corrie/cirque basin:

Stage 1	Stage 2	Stage 3
Snow begins to pile up in a small hollow. This hollow usually faces in a _____ direction. The snow stays in this hollow _____ the _____ the _____ the hollow becomes bigger because of _____ S_____	During the ice age a deep rock _____ is formed by _____ and _____ S_____. As the ice leaves the corrie basin its back is broken into _____	After the ice age all the ice has _____ away. The corrie basin can now be seen clearly. The corrie basin has a steep _____ W_____ a pile of S_____ a shallow lake called a T_____ and a R_____

Glacial Studies Gorge du Trent

Central Les Diablerets: Buildings Map
 Building Landuse Map: Central Les Diablerets



Key:
 = Other buildings (mainly residential)
 = Buildings to be surveyed
 = River
 = Roads
 = Railway
 Colour Key
 Type of Landuse
 Food Shops
 Household Goods
 Restaurants
 Hotels
 Banks/ Estate Agents
 Tourist Shop
 Others

Task 3: Microservices
 As you walk around Les Diablerets also tick the MICROSERVICES that you see - adding ticks each time you come across that microservice to show how frequently they occur:-

Fire Hydrant	Seating	Parking Places
Safety Barrier	Post Box	Telephone Box
Litter Bin	Footpaths	Notice Board
Road Mirror	Bus Stop	?
?	?	?

A Settlement Study: Les Diablerets

Workbook



RAYBURN TOURS

Generic Risks And Their Management A Handbook For All Rayburn Tours' Clients

CONTENTS

Page	4. Introduction	19. Ten Pin Bowling
	5. Coach Travel	20. Skating
	6. Ferry Travel	21. Disco
	7. Air Travel	22. A Farm Visit
	8. Using Public Transport	23. A Visit To A Mine
	9. At Service Stations	23. The Weather
	10. At Accommodation Centres	25. Health Matters
	11. In A City/Free Time	26. First Aid
	12. In A Theme Park	27. Emotional Visits
	13. Visiting A Museum/Gallery	27. Concert Venues
	14. Boat Trips	29. Assorted, Miscellaneous Points
	15. Chairlifts/Telecabines	
	16. At The Beach/Coast	

Risk assessments

Policy Summary - 2012 Rayburn Tours & Venture Abroad Single trip travel insurance

This document provides a guide to the cover provided. It is however, only a summary of the terms of cover and does not contain full details of the insurance policy terms, conditions and exclusions which are contained in the insurance policy itself. You should refer to your own policy document, your policy certificate and any endorsements that apply to your policy for full detail of your cover. Please take time to read the policy to make sure you understand the cover it provides.

About your insurance

This insurance is arranged by Fogg Travel Insurance Services Limited (Fogg), who is authorised and regulated by the Financial Services Authority and whose FSA registered number is 307304. This can be checked at www.fsa.gov.uk/pages/register. A copy of the policy wording is held by Fogg. This insurance is underwritten by Union Reiseversicherung AG, UK Branch and who are authorised in Germany by BaFin and regulated by the Financial Services Authority. Rayburn Tours Limited is an Appointed Representative of Fogg Travel Insurance Services Limited.

This insurance is Single Trip cover and under cover under A. Pre-Travel Policy, is valid from the date of purchase until you leave home at the start of your trip. The cover under the B. Travel Policy starts when you leave home at the start of your trip and ends when you return home or the expiry of the policy whichever is first. This insurance is arranged for departures between 1st January 2012 and 31st December 2012.

Cancellation

If the terms of the policy are not suitable for your needs please inform Rayburn Tours Limited within 14 days of receipt of your insurance document provided no claims have been made, you intend to make any claim and that you return your policy prior to your departure date.

Area

24 Hour Assistance

We want to take all the worry out of your holiday so that you have the best time possible. If problems do occur you be sure that help will be on hand wherever possible. This is why we have arranged a special 24 hour service for emergency medical assistance. Through FOGG ASSIST we provide immediate help in the event of an Insured Person's illness or injury arising outside the United Kingdom.

You must notify FOGG ASSIST immediately of any serious illness or accident abroad where you are admitted to hospital or you are anticipating having to return home early or having to extend Your stay or costs are likely to exceed £500 because of any illness or injury. We provide a 24 hour multi-lingual emergency service, 365 days per year and can be contacted by telephone or fax. Emergency Tel. No. (+44) 845 658 9899 Fax. (+44) 20 7407 9206. You will need to quote your scheme name.

Significant Features and Benefits

Your policy will show the full cover provided, the following is a summary of the main benefits, applicable to each Insured-person:

A. PRE-TRAVEL POLICY

Policy section	Maximum benefit	Excess Under 18's	Excess 18's and over
----------------	-----------------	----------------------	-------------------------

Insurance policy – includes all personal belongings excluding the loss of mobile phones/tablets.

School website

Pupil Support

STEM

Pupil Support

PSE

Future Pathways

Citizenship

Rights Respecting School

Alps Trip 2019

Duke Of Edinburgh
Award

success of our young people. The curriculum is broad and varied with a wide range of choices for pupils as they move into the senior phase. In addition we offer an ever increasing number of co-curricular covering a breadth of disciplines.

We hope that you will find our website helpful. Please feel free to contact us directly for additional information – we would be delighted to help.

Elaine Bannatyne, Head Teacher

bannatynee01s@glow.sch.uk



7h



Balforn High School
[@balfornhigh](#)



Choir Residential - all pupils who signed up for the choir residential should see Mr Ratcliff asap to collect their consent form



7h



Balforn High School
[@balfornhigh](#)



Orchestra will next rehearse on the first Wednesday in June



7h

Rules

- Boys are on one floor and girls on another. No girls in boys rooms and no boys in girls rooms.
- Get outside and explore the village in groups of 3 or more.
- Tell us where you are going.

Food

- Full board – breakfast, pack lunch and evening meal.
- Help yourself to breakfast – bread, yogurt, cereal, fruit juice.
- Make your own pack lunch – cheese, ham, jam, salad, chocolate, juice.
- Hot evening meal with salad/soup to start.
- First meal is Sunday evening so you need food and/or money to buy food for the journey.

Safety

Montreux and Chamonix (free time)

I'll give out my mobile number. Groups of 4 or more.

Lots of Samurai swords, pellet guns, tattoo and piercing studios.
DO NOT GET THEM.

Spending money

About £70-£80 should be enough.

£20 Sterling, £20 Euros, £40 Swiss Francs.

Pupils are responsible for their own money.

I will look after their passports and they will be locked in the hotel safe when not needed.

Medication

- Plastic bag with their name on it and instructions enclosed.
- Let me know if they are looking after their own medication.

Electrical items

- Devices are allowed on the bus and in rooms.
- If you lose them they are not covered under the insurance policy.
- There is no wifi in the hotel but we will update the school twitter account daily and mobile reception is good in Les Mosses.

Kit list



Kit List

- Weather is changeable.
- One medium size bag which goes in the coach hold
- A backpack which you can take out on walks/activities.
- Towel and swimming stuff.
- Warm fleece/jumper and a waterproof jacket to go over it as it can get cold (rain/snow).
- T-shirts and shorts as it can get warm (25°C).
- Decent boots/shoes or trainers with good grips for doing the walks – no slip on shoes/sandals.
- Sun tan lotion and a water bottle (tap water is good to drink).

Running on a morning

I go running every morning.

Pupils are welcome to join me.

THANKYOU