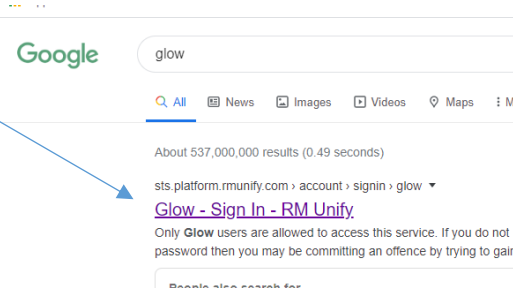


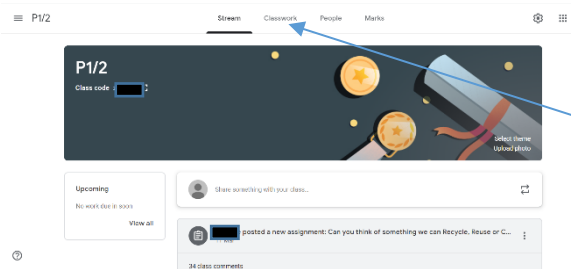

Digital learning for parents

Login into Glow (Search 'glow' in Google and top link)



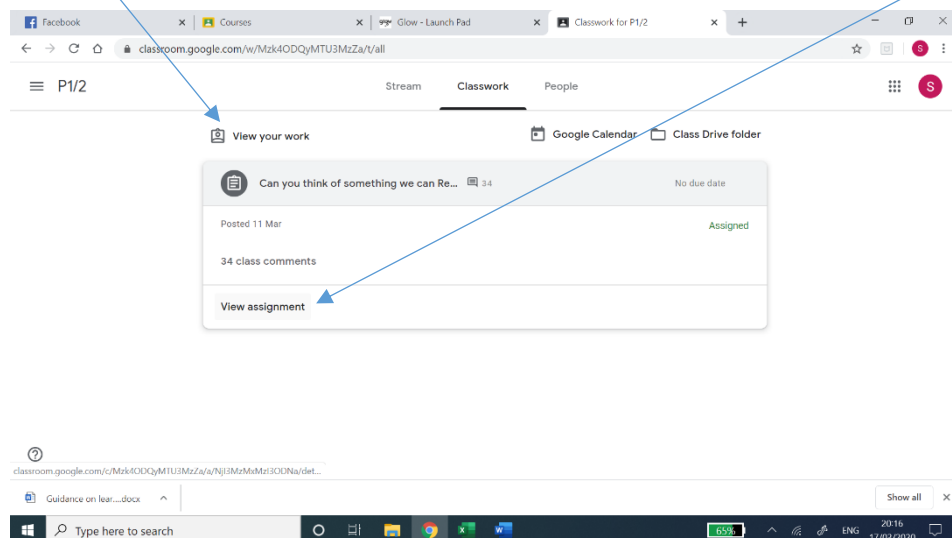
If your child has forgotten their Glow login, or it is not working, please get in touch with us by emailing: gw07asmwoodheadps@glow.sch.uk

From here children have access to many useful websites and resources which they can use at home or school to support their learning via individual tiles.

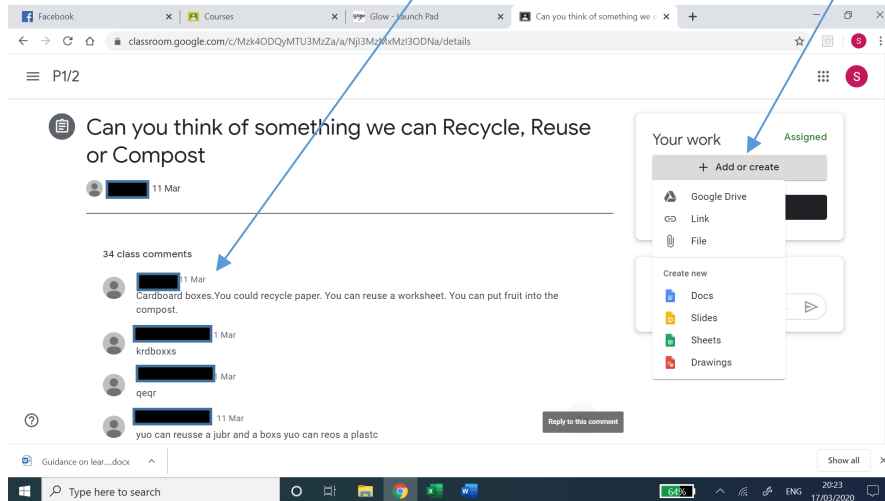


Students have access to **Google Classroom** via the tile. Once opened pupils should click on their class name and then select **Classwork** from the top menu options, where teachers will upload tasks and activities for the children.

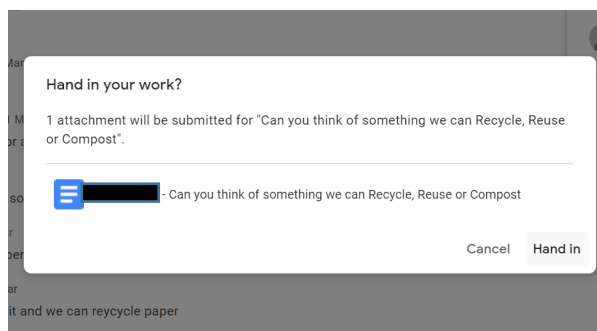
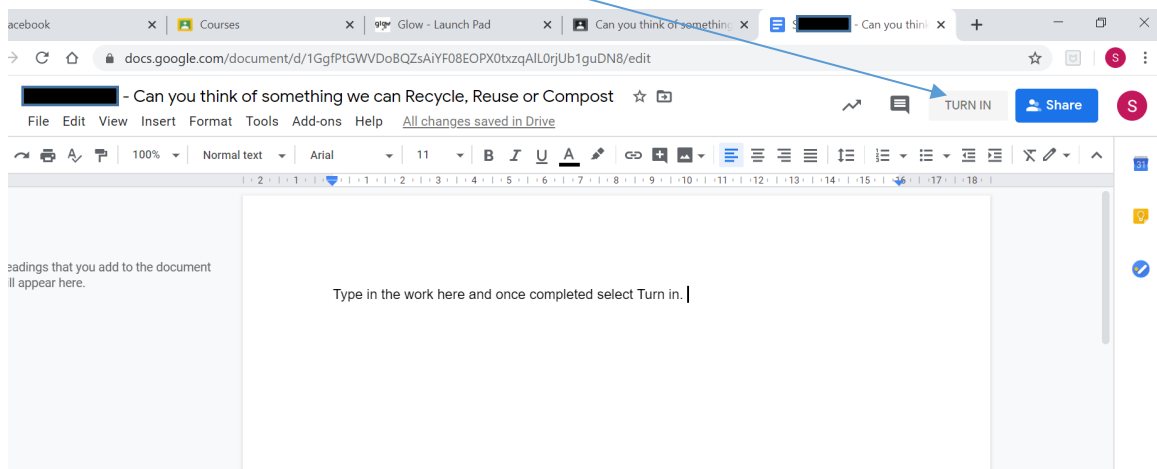
Pupils can see any tasks which the teacher has set for them and select it by pressing **view assignment**



Within an assignment, teachers will leave instructions for what they wish the pupil to complete. This may be viewing a document and completing work within a jotter. Children can also complete some tasks online and submit electronically. Pupils may add work via the **add or create** button and select either **Docs** (word processing) or **Slides** (Power Point) depending on the task, both work the same way as Microsoft Office packages which you may be more familiar with.

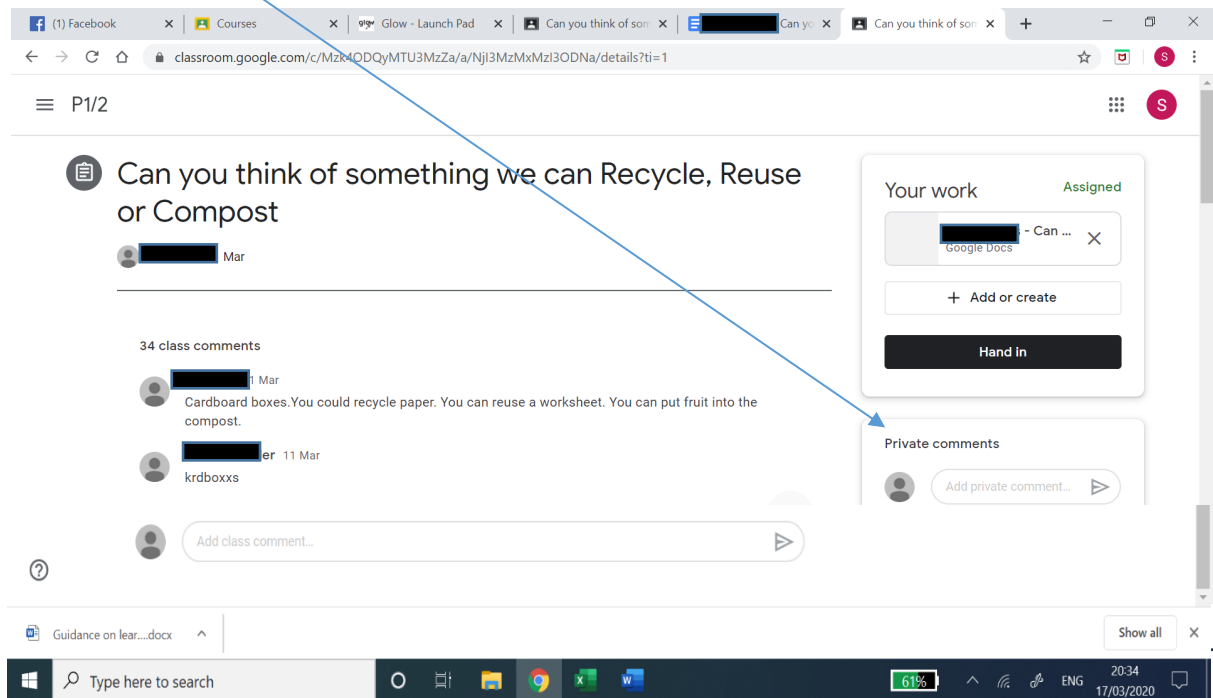


This will open a new tab on your internet browser for whichever package you may have opened. Pupils can then complete tasks within the document. When they have completed this they should submit it to the teacher by pressing the **Turn in** button and then the **Hand in** button also.



Children can unsubmit the work if they wish to edit or amend it but should remember to resubmit by pressing the hand in button again.

Google Classroom also allows the pupils the opportunity to communicate with the teacher via the **private comment** section – to clarify about work set, or to write a class comment – to ask a peer about a task.



If the computer being used already has a Google account attached / or another pupil using it for GLOW you will need to ensure that the account is signed out to allow access to their own Google Classroom. You will then need to close your browser and log back in.

