



Woodhead Primary School

Home Learning Pack

Primary 1

Website: www.woodheadprimary.co.uk

Twitter: www.twitter.com/woodheadprimary

Twitter: @woodheadprimary



Suggested Home Learning Timetable

Time	Curricular Area	Suggested Examples
9.00-10.00am	Literacy	<ul style="list-style-type: none"> • Spelling (See Home Learning Pack) • Reading and Q&A (Use books, audiobooks, short film clips) • Writing Activity eg letter, story, newspaper report, diary entry
10.00-10.30am	Science	Go to Science Centre website for daily short lessons https://www.glasgowsciencecentre.org/
10.30-11.00am	BREAK	
11.00am-12.30pm	Numeracy	<ul style="list-style-type: none"> • Mental Maths activities/ games • Number, money, measure, problem solving task (See Home Learning Pack)
12.30pm-1.30pm	LUNCH	
1.30pm-2.30pm	Expressive Arts/ Social Subjects/ Digital Technology/ Outdoor Learning	<ul style="list-style-type: none"> • Art Activity (See Pinterest for ideas) • Learning about History/ Geography/ Current Affairs (Information on Class topics in Home Learning Pack) • Research, Create PowerPoint presentation, access coding websites, online games, send an email with attachments • Make a den, plant some seeds, create a 'picture' using natural materials like sticks, leaves, stones etc
2.30pm-3.00pm	Health and Wellbeing	<ul style="list-style-type: none"> • Body Coach workout, Cosmic Yoga, Online Workout • Go for a walk (in line with current government guidelines), cycle, play a physical game, learn a new sport • Talk about emotions, friendships, helping others, school values, UNCRC Rights of the Child

This is intended as a suggestion however we recommend that maintaining a routine from Monday to Friday will be beneficial to children and families.

Home Learning - Education Systems Comparisons

- There are lots of resources available online that we will share via the school website and Twitter.
- These may be organised in different ways based on the education systems in different countries.
- This table will help you decide which resources would be appropriate for your child's age and stage of development.
- Remember that some children may work at a higher or lower level based on their individual progress and development.



Scottish School Year Groups	Scottish Curriculum for Excellence Levels	English School Year Groups	English National Curriculum Key Stages	USA School Grades
Nursery	Early Level	Pre School	Early Years Foundation Stage	Pre School
Primary 1		Reception		Kindergarten 1
Primary 2	First Level	Year 1	Key Stage 1	Kindergarten 2
Primary 3		Year 2		Grade 1
Primary 4		Year 3		Grade 2
Primary 5	Second Level	Year 4	Key Stage 2	Grade 3
Primary 6		Year 5		Grade 4
Primary 7		Year 6		Grade 5



Education Resources
Executive Director Tony McDaid
Woodhead Primary School and Nursery Class
Headteacher - Mr. Scott Jasnosz-Clark

Our ref: SJC
Your ref:
If calling ask for: Mr. Jasnosz-Clark
Phone: 01698 457669
Date: 19th March 2020

Dear Parent/Carer,

All children have access to two online sources for Home Learning provided by the school:
Education City and Glow.

Education City is an online source of educational games and activities.

We primarily use Glow to access RM EasiMaths in school for P2-7. Most children will know their log in, but during school closure we are provided an email address if you need a Glow password reset.

Please email gw07asmwoodheadps@glow.sch.uk if you need assistance with a Glow or Education city password, stating the name and class of the pupil.

Please note that we may not be able to action this immediately but will aim to do it within 24 hours.

Yours faithfully,

Mr. Scott Jasnosz-Clark
Head Teacher

Woodhead Crescent, Hamilton, ML3 8TB Phone: (01698) 457669 Fax: (01698) 207495
Email: gw14woodheadpsoffice@glow.sch.uk



**INVESTORS
IN PEOPLE**



**Healthy
Working
Lives**



Topic Home Learning

This is a list of the topics each class were working on this term and the planned topic for next term. This will help to guide you when using some of the online learning available on websites such as twinkl.co.uk and primaryresources.co.uk.

Pupils could do some revision or further research of the topic they have been working on this term.

Pupils could begin a personal project on the topic planned for next term.

This could include:

- Drawing pictures or diagrams and writing about them.
- Finding facts and writing sentences/paragraphs of information.
- Looking at notable features/places/people/events linked to the topic.
- Making a model or game linked to the topic.
- Making a fact file, puzzle or word search etc. linked to the topic.

There will be lots more ideas on commercially available educational websites.

Class	Current Term	Next Term
Primary 1a and 1b	People Who Help Us	Woodland Animals
Primary 2a and 2b	Native Americans	Weather
Primary 3 and 3/4	Egyptians	Farm to Fork
Primary 4a and 4b	Romans	The Earth in Space
Primary 5	Ancient Greeks	Olympics
Primary 5/6 and 6	Japan	Scottish Parliament
Primary 7	World War II	Climate Change/Global Warming

Non-screen activities you can do at home

Pobble

25 ideas!

What can you do when there's no school and you're stuck at home? Here are 25 fun ideas to choose from.



1 How many different words can you make from the letters in this sentence, below? Grab a pencil and paper and write a list!

'Learning from home is fun'

2 Thank a community hero. Think of someone that helps you in some way and write a short letter to thank them.

Thanks!

3 Get building! You could build a Lego model, a tower of playing cards or something else!



4 Can you create your own secret code? You could use letters, numbers, pictures or something else! Can you get someone else to try and crack it?

5 Start a nature diary. Look out of the window each day and keep note of what you see. Birds, flowers, changes in the weather, what else?

6 Hold a photo session. Use a camera or a mobile phone to take some snaps. What will you photograph? Your pets or toys perhaps?

7 Build a reading den. Find somewhere cosy, snuggle up and read your favourite book!

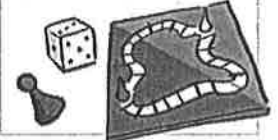


8 Use an old sock to create a puppet. Can you put on a puppet show for someone?




9 Make a list of all the electrical items in each room of your home. Can you come up with any ideas to use less electricity?

10 Design and make a homemade board game and play it with your family.

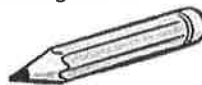


11 Do something kind for someone. Can you pay them a compliment, make them something or help them with a task?



12 Can you create a story bag? Find a bag and collect items to go in it that relate to a well known story. If you can't find an item, you could draw a picture to include.

13 List making! Write a list of things that make you happy, things you're grateful for or things you are good at.



14 Design and make an obstacle course at home or in the garden. How fast can you complete it?




15 Can you invent something new? Perhaps a gadget or something to help people? Draw a picture or write a description.



16 Keep moving! Make up a dance routine to your favourite song.



17 Write a play script. Can you act it out to other people?



18 Read out loud to someone. Remember to read with expression.



19 Write a song or rap about your favourite subject.



20 Get sketching! Find a photograph or picture of a person, place or object and sketch it.




21 Junk modelling! Collect and recycle materials such as yoghurt pots, toilet rolls and boxes and see what you can create with them.

22 Draw a map of your local area and highlight interesting landmarks.



23 Write a postcard to your teacher. Can you tell them what you like most about their class?

24 Draw a view. Look out of your window and draw what you see.



25 Get reading! What would you most like to learn about? Can you find out more about it in books? Can you find a new hobby?











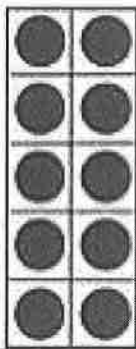



Home Learning Wall Early Level









<p>Count forwards within the range 1-20 stopping and starting at different numbers</p>	<p>Ask your child to choose an action. Roll a dice. Repeat the action the correct number of times. (E.g., hopping or clapping)</p>	<p>Give the number after in the range 1-20 e.g. "What is the number after 7?"</p>	<p>Beat the clock Challenge your child to find 5, 6, 7 etc. items in as short a time as possible. Repeat and see if they can beat their previous time.</p>
<p>Count a set number of items to help in the house e.g. Ask "Can you get me 4 forks?" "Can you find 7 books?"</p>	<p>Play a dice game e.g. Snakes and Ladders.</p>	<p>Have a scavenger hunt. Make a list of items to find e.g. 5 leaves, 6 twigs (outdoors) 4 pens, 3 spoons (indoors).</p>	
<p>Sequence numbers in the range 1-10</p>	<p>Count backwards within the range 1-20 stopping and starting at different numbers.</p>	<p>Ask your child to show numbers 1-10 using their fingers</p>	<p>Ask "what number is this?" in the range 1-10. Possible contexts – door numbers, pages in a book</p>
<p>Play a game of dominoes, draw the domino patterns or ask your child the value of the domino patterns</p>	<p>Do a dot-to-dot puzzle</p>	<p>Number hunt Find examples of numbers in newspapers, magazines, junk mail etc. Cut them out and make a poster</p>	
<p>Give the number before in the range 1-10 e.g. "What is the number before 4?"</p>	<p>Sing some number songs e.g. Ten Green Bottles or There were ten in the bed</p>	<p>Count a collection of items (0-10) e.g. Ask "how many teddies are there?"</p>	<p>Roll 2 dice. Work out the total score</p>

These activities will reinforce practical tasks being taught and covered in class. Choose an activity to do with your child and **tick and sign the brick when covered**. You can use your jatter to write down any work or descriptions of what you've done. **Good Luck!**

Early Level Maths & Numeracy Home Activities

<p>Create a pattern using a variety of shapes and numbers.</p> 	<p>Use play-slab to create as many numbers as you can.</p> 	<p>Find as many different examples of numbers and shapes around your house.</p> 	<p>Practise the days of the week. YouTube has videos and songs to help you.</p> 
<p>How many people are in your house? How many hands? How many eyes? Etc.</p> 	<p>Log on to Sumdog. How many questions can you answer correctly?</p> 	<p>Collect loose stems from your garden or house. Count and sort them.</p> 	<p>Practise counting forwards and backwards. Also say the number before and the number after.</p> 
<p>Measure different items in your house using your hands. E.g. how many hands long is your table?</p> 	<p>Draw/paint a picture which has shapes and numbers in it.</p> 	<p>Practise your number bonds to 10. Use objects to help you.</p> 	<p>Play snap with number cards.</p> 

SPELLING MENU

<p>1. ABC Order</p>  <p>Write all of your spelling words in alphabetical (ABC) order.</p>	<p>2. Word Parts</p> <p>Write your words. Then use a coloured pencil to divide the words into syllables. e.g. jumping caterpillar</p>	<p>3. Other Handed</p> <p>Write each word 5 times, switching the hand you write it with each time. Say the word as you spell it.</p>	<p>4. Vowel Spotlight</p> <p>Write your words using one colour for the vowel and another colour for the consonants. (vowels: a, e, i, o, u)</p>
<p>5. Use Technology</p> <p>Type out your spelling words on the computer. Try to use at least 4 different fonts.</p> 	<p>6. Pyramid Words</p> <p>s sp spe spel spell spelli spelling spelling</p> <p>(or make them boat shaped, star, smiley face, etc.)</p>	<p>7. "Ransom" Words</p> <p>"Write" your words by cutting letters out of a newspaper or magazine and gluing the letters on a piece of paper to spell your words.</p> 	<p>8. Rainbow Words</p> <p>Write your spelling words with coloured pencils. Make each letter a different colour.</p> 
<p>9. Scrambled Words</p> <p>Write your words. Then write them again with the letters mixed up. Can you unscramble them again the next day? e.g. watch - cwhta</p>	<p>10. Silly Sentences</p> <p>Write 3 or more sentences that use all your spelling words.</p> 	<p>11. Prefixes and Suffixes</p> <p>Underline the prefixes and suffixes in the words you are learning. Make sure you know what they mean. e.g. <u>im</u>portant happi<u>ness</u></p>	<p>12. Word Search</p> <p>Create your own word search with your spellings. Show the answers to your puzzle in a different colour.</p> 
<p>13. Flashcards</p> <p>Make and practice with flashcards. Put the word on one side and definition (meaning) on the other.</p> 	<p>14. Picture & a Story</p> <p>Draw a picture defining each word. Write a sentence about your picture using the word.</p>	<p>15. Words without Vowels</p> <p>Write all of your words replacing vowels with a line. Go back and see if you can fill in the vowels. e.g. q--st--n = question</p>	<p>16. Train Words</p> <p>Write the entire list end-to-end as one long word. Write each new word in a different colour e.g. trainbackstop</p>
<p>17. Write a Story, Poem or Song with Words</p> <p>Write a story using all your spelling words. Underline the words you used.</p>	<p>18. Bubble Letters</p> <p>Write your spelling words out in bubble writing.</p> 	<p>19. Words Within Words</p> <p>Write each spelling word and then write at least 2 words made from that word. e.g. catch - cat, hat</p>	<p>20. Picture words</p> <p>Draw a picture and hide your spelling words in the picture.</p>