

Woodhead Primary School

Updated Access to School

14th August 2019



This newsletter contains important information about the revised procedures for pupil access to and from school following the completion of the extension building works.

Access to Car Park

After careful consideration, it has been decided that restrictions to the school car park will continue indefinitely. Parents/carers **will not be able to access the school car park at the beginning and end of the school day** or when attending school events.

Exceptions to this restriction are:

- Vehicles displaying a blue badge allowing access to the disabled parking bays.
- Parents/Carers dropping off children to Breakfast club from 26th August 2019
- Parents/Carers dropping off and collecting children from nursery.
- Official school transport.

Please support this by:

- walking to school
- where possible, dropping off pupils in safe areas around the school
- following the instructions of staff who will supervise the car park and gates.

(While we are not responsible for parking on public highways, we ask you to be considerate of the local residents when parking in the streets around the school.)

We have taken the decision to continue this restriction:

- **To ensure access to parking for the school staff team.**
- **To prioritise drop-off and pick up of pupils attending Woodhead Nursery Class.**

While we appreciate this may be frustrating, we assure you this decision has not been made lightly or without awareness of the negative impact for some parents/carers and some residents in the local area.

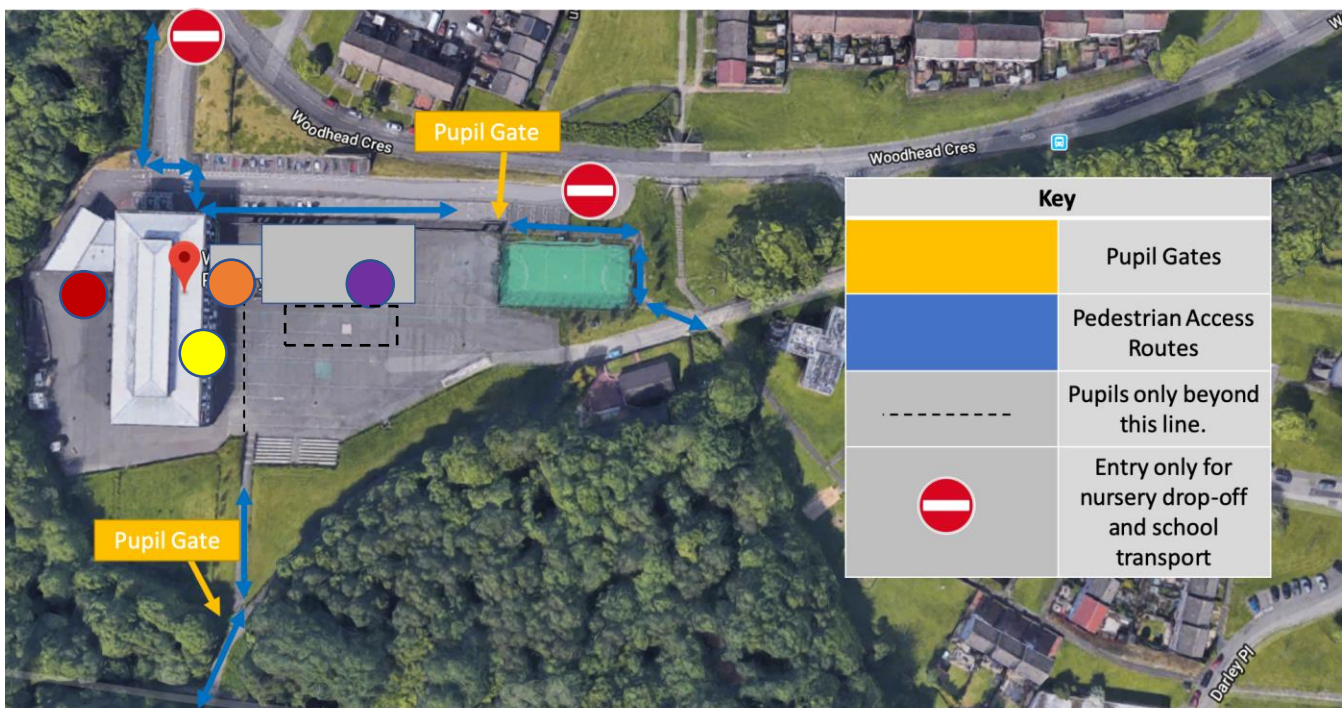
Pupil Entry to School





Pupils gates have reverted to those in use prior to the building works last session. Entry to the school grounds for Pupils in P1-7 are via the gate nearest Torhead or the gate in the car park beside the MUGA pitch. Access routes for pupils are marked on the following diagram in blue and pupil gates are marked in yellow. The temporary gate near the main entrance will no longer be used for pupil entry.

Parent/Carer Access to the Playground

Parents/carers **are permitted** to enter the school playground on foot during drop-off and pick-up times. However, we ask that you wait back from the pupil doors and do not proceed past the area marked with a dashed line on the diagram below. **Parents/carers are not permitted to enter the building via pupil doors.** If you wish to speak to a member of staff, please make an appointment via the office. Pupils in P5-7 will exit from the rear of the building at 3pm. If you are collecting pupils from these classes, please make arrangements to meet them at the front playground (amphitheatre side).

Diagram of access to school grounds:



	P5-7 entrance/exit
	P2a, P2b, P3 and P3/4 entrance/exit
	P1a and P1b entrance/exit
	P4a and P4b entrance/exit

We appreciate your co-operation and understanding with this matter.

Questions or Comments about this information should be directed to:

Phone 01698 457669 Email gw14woodheadpsoffice@glow.sch.uk