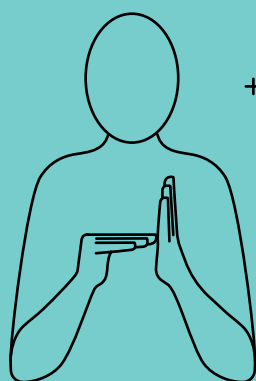




Using Makaton with...

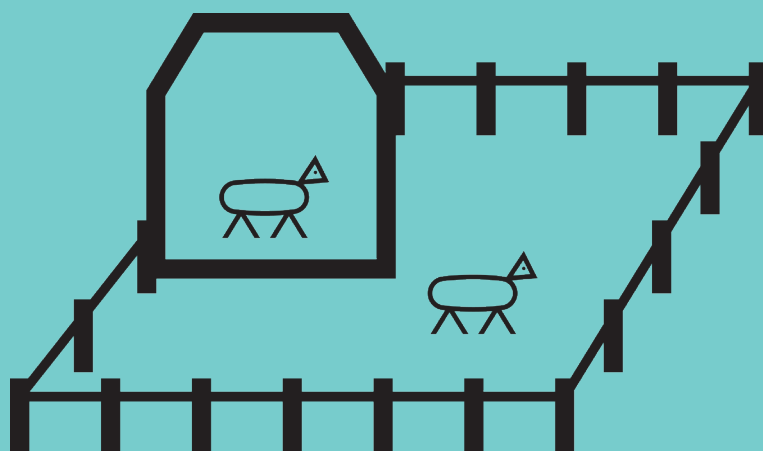
Dear Zoo



+



+



Published by:
The Makaton Charity
Westmead House
Farnborough
Hampshire
GU14 7LP
Telephone: 01276 606760
Email: info@makaton.org
Website: makaton.org

from whom additional copies and information are available.

Let's talk Makaton

Join the conversation by visiting wetalkmakaton.org and register for Sign of the Week.
Follow us on social media:



[Facebook.com/TheMakatonCharity](https://www.facebook.com/TheMakatonCharity)



[@MakatonCharity](https://twitter.com/MakatonCharity)



[YouTube.com/MakatonCharity](https://www.youtube.com/MakatonCharity)

© The Makaton Charity (2015)
This edition published September 2019

All rights reserved. Except as permitted under the terms of any valid collecting society licence no part of these materials may be reproduced, disseminated or published or sold to the public in any form (electronic, mechanical, photocopying, recording or otherwise). Reproduction in full in any form, any resale or commercial hire or lending of the materials, or any commercial exploitation of copies of the materials is strictly prohibited.

Certain uses are permitted by the copyright holder without the need for written permission; this includes making limited photocopies of selected elements in this resource for individual use. For full details please contact us by telephone, email, post or fax and this information will be sent to you.

Product code: ZSOC10127W

The Makaton Charity is a Registered Charity No. 1119819

Makaton is the registered Trade Mark of The Makaton Charity

All proceeds from the sale of this item are used to further the work of The Makaton Charity in support of people living with communication or learning difficulties. For further information about our work please see our website makaton.org.

Acknowledgements

The Makaton Charity is enormously grateful to the many people who have contributed in a wide variety of ways to the development and production of these materials.

With special thanks to Rita Ferris-Taylor

About the Makaton Programme

Makaton is a unique language programme which uses signs, symbols and speech to enable people to communicate. It supports the development of essential communication skills such as attention, listening, comprehension, recall and organisation of language and expression.

Makaton is used by children and adults with a variety of communication and learning difficulties. It is used extensively all over the UK in pre-schools, schools, centres, hospitals and clinics, and in the homes of people with communication and learning difficulties. It has been adapted for use in over 50 countries.

In addition to the children and adults with communication and learning difficulties and the community around them – for example, teachers, health professionals, friends, public service bodies, etc., Makaton is increasingly used by the general public to aid communication. Makaton has been shown to be useful for all sorts of people including those who struggle with understanding concepts, those who have poor literacy skills, including grammatical knowledge, and those with English as an Additional Language. By using Makaton, children and adults can take a more active part in life, because communication and language are the key to everything we do and learn.

The Makaton symbols and signs are used with speech, the written word or on their own. They provide a visual representation of language which increases understanding and makes expressive communication easier.

This multi-modal approach, where one mode facilitates another, has been shown to increase opportunities for personal expression and development, participation in interaction and socialisation and to increase access to education, training and public information.

About The Makaton Charity

The Makaton Charity exists to ensure that all people living with learning and/ or communication difficulties have the tools and resources to communicate. Our vision is a world in which all people with learning or communication difficulties can communicate.

The Makaton Charity:

- provides training for parents, carers and professionals;
- develops and produces printed and electronic resources;
- works with others to make their information accessible;
- provides advice and support to families and professionals;
- works in partnership to influence society and empower people.

Through our national network of over 1,000 licensed Makaton tutors and trainers, more than 30,000 parents, carers and professionals receive Makaton training each year. Our cascade approach enables us to share knowledge and offers a sustainable model for empowering others to improve communication for all.

Using Makaton with *Dear Zoo* by Rod Campbell

Whether you are working with a group of regular Makaton users, a family member or perhaps you are aiming to include a Makaton user in an alternative or mainstream setting, whatever the circumstances, this topic-related group of symbols and signs will be an invaluable tool for building confidence and supporting understanding. Each symbol and sign can be used to illustrate and support communication and participation about a single concept; alternatively, groups of symbols or signs can be used to build simple sentences or to convey more than one idea.

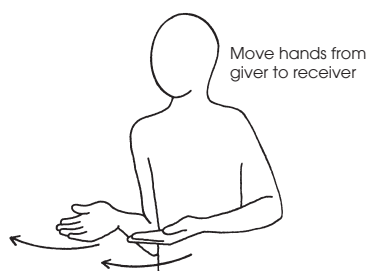
The signs should be practised until you are confident in your ability to recall and reproduce the signs correctly. The symbols can be cut out and used to help users be involved in understanding the story and what's coming next. The symbols can help users to remember and reinforce their learning. Use the symbols and signs together, and frequently, to develop understanding and consolidate learning.

Use symbols and signs to support the key words that you are communicating. Start by introducing single symbols or signs, making sure that the user is familiar with them before either introducing more symbols and signs or attempting to combine them to make sentences.

The symbols and signs included in this download work best when combined with and supported by the Makaton Core Vocabulary; therefore it is advisable to attend a Makaton Workshop to help develop an understanding of how to use the Core Vocabulary to underpin the development of communication and build understanding. Our Makaton Workshops will also help to show how to translate songs and stories appropriately. For more information or to find out about Makaton training in your area, contact The Makaton Charity on 01276 606777.

The symbols and signs in this download have been selected to help enjoyment and understanding of the book *Dear Zoo* by Rod Campbell. When signing the story you should sign only the key words because these will convey the meaning of the significant words in the text. With Makaton training you will also learn how to personalise the interpretation of the story to aid accessibility and help develop language and communication skills.

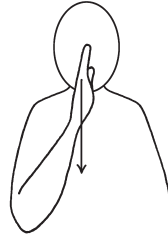
There are several signs where we use techniques of direction, placement, body movement or facial expression to enhance the meaning. Sometimes a sign can be used for more than one meaning too. This is because signs translate ideas and not just words. Here are a few examples:



To Give (1)

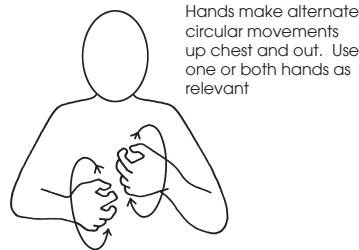
To Give – We use the sign for '**To Give**' to also mean '**To Send**', and it is important that it is signed in the direction of giver to receiver.

We do not use a specific sign for 'too' to indicate intensity of a descriptive word, e.g. that something is 'too scary', 'too big', etc. Rather, we use more exaggerated facial expression and emphasis within the sign itself.



Sad/ Miserable

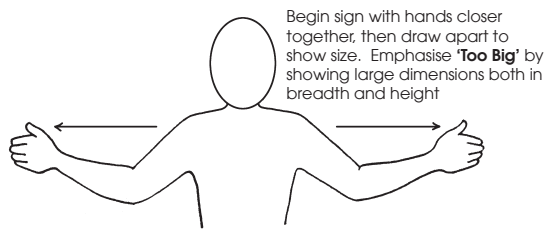
Sad/ Miserable – We use this sign to also mean 'too grumpy' by using a grumpy facial expression while making the sign.



Angry

Angry – We use this sign for angry, also to mean 'too fierce' by showing fierceness in facial expression and tensed hands.


Dear Zoo Signs



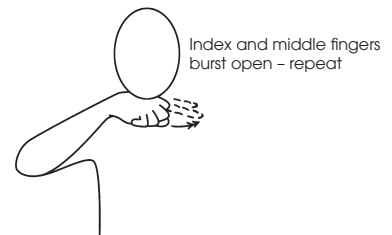
Big



Fierce (Angry)



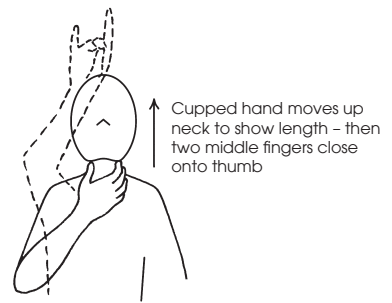
Camel



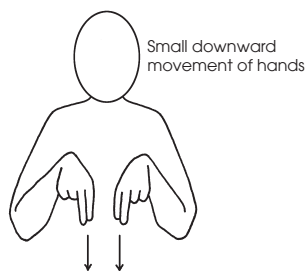
Frog



Dear (To Love)



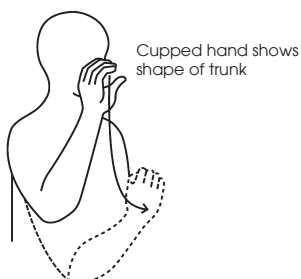
Giraffe




Dog



Grumpy (Sad/ Miserable)



Elephant

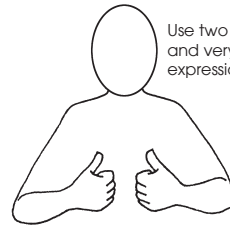


I

Dear Zoo Signs

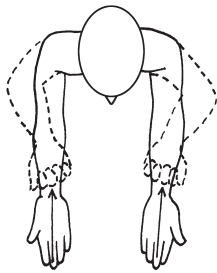


Jumpy (To Jump)



Use two hands for emphasis and very happy facial expression

Perfect (Good (1))



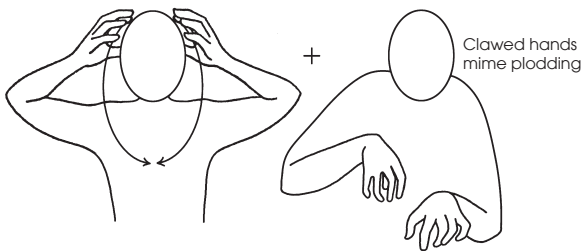
Move the sign towards yourself and hold it still for a while, to indicate keeping the dog

Kept (To Bring)



Hold fist against chest - other hand strokes back of fist

Pet (Animal)

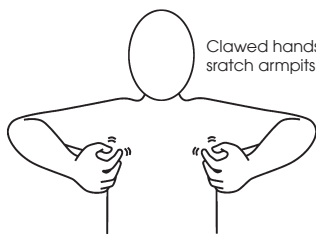


Lion



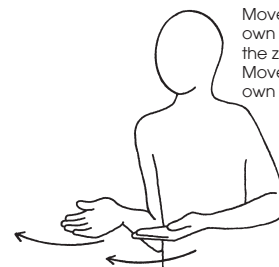
Show tension with clawed hands. Use one or both hands as relevant

Scary (Frightened)



Clawed hands scratch armpits

Monkey



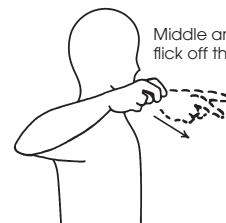
Move sign away from your own body, as if towards the zoo for 'Sent Back'. Move sign in towards your own body for 'Sent Me'

Sent Back/ Sent Me (To Give (1))



Make two small forward movements. Use facial expression to highlight naughtiness

Naughty



Middle and index fingers flick off thumb making a V

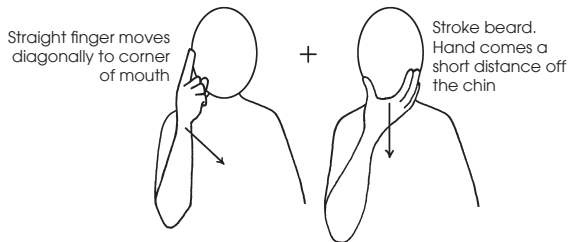
Snake

Dear Zoo Signs



Emphasise excessive height by showing large dimension

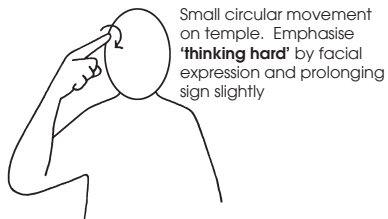
Tall



Straight finger moves diagonally to corner of mouth

Stroke beard. Hand comes a short distance off the chin

They (People)



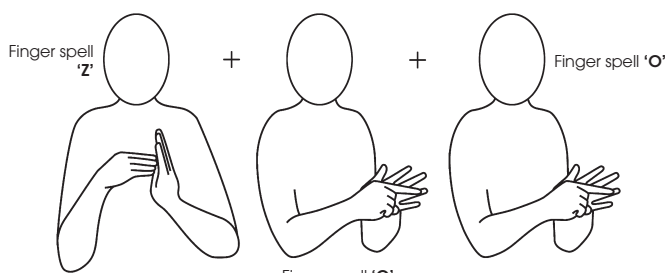
Small circular movement on temple. Emphasise **'thinking hard'** by facial expression and prolonging sign slightly

Thought Very Hard (To Think)



Mime writing

Wrote (To Write)












Finger spell 'O'

Zoo



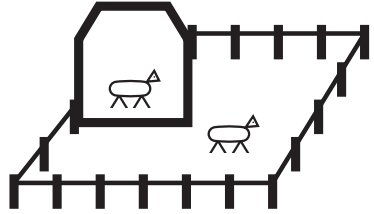
Dear Zoo Symbols



		
Camel	Dear (To Love)	Dog
		
Elephant	Frog	Giraffe
		
Lion	Monkey	Pet (Animal)

Dear Zoo Symbols



		
Snake	Story	Zoo