

















## What are we learning this term?

## Term 4

<p><b>Language &amp; Literacy</b> </p> <p>This term we will:</p> <ul style="list-style-type: none"> <li>Continue to develop our use of comprehension strategies, with a focus on inference, synthesising and concluding.</li> <li>Continue learning our phonemes and common words.</li> <li>In writing, we will study 'The Snail and the Whale' and use this to help us create our own 'Journey' stories.</li> <li>Our Listening and Talking focus will be Solo Talks, presenting our learning to our peers.</li> </ul>	<p><b>Social Studies</b> </p> <p>This term we will focus on-</p> <p><b>The Seasons</b></p> <p>This will involve:</p> <ul style="list-style-type: none"> <li>learning about why we have seasons</li> <li>learning about plant growth</li> <li>developing our knowledge of food chains and how plants/ animals/ humans depend on each other for food.</li> </ul>	<p><b>Health &amp; Wellbeing</b> </p> <ul style="list-style-type: none"> <li>In PE, we will cover Orienteering and Striking and fielding this term.</li> <li>In HWB, we will learn about being 'Included'. Our 'friendship' class assembly performance will support our learning.</li> <li>We will develop our own and other's self-worth through effective participation.</li> <li>In addition, we will be further developing our understanding of children's rights as a Rights Respecting School.</li> <li>We will further develop our mindfulness by being mindful outdoors and practising our breathing techniques.</li> </ul>	<p><b>Religious &amp; Moral</b></p> <p>Our focus this term will be on...</p> <p><b>Ways of Life</b></p> <p>We will develop our understanding of key values of different faiths and how they might be put into action in people's lives and communities</p> <p>This topic will help us to explore the symbols of some major religions including Christianity, Islam, Judaism and Hinduism.</p>
<p><b>Numeracy &amp; Mathematics</b> </p> <p>This term, we will further develop our mental agility skills through our Number Talks. We will also be developing skills in:</p> <ul style="list-style-type: none"> <li>Multiplication and division</li> <li>Patterns</li> <li>2D shapes and 3D objects</li> <li>Symmetry and angles</li> <li>Data Handling – conducting class surveys and recording our finding in various forms – block graph, pictogram, tables</li> </ul>	<p><b>Technologies</b> </p> <p>We will be using our ICT skills to enhance our learning across the curriculum.</p> <p>We will also develop our knowledge of-</p> <ul style="list-style-type: none"> <li>Programmable toys, using these to help us plot routes and journeys.</li> <li>How technology is used in daily life and discussing the purposes.</li> <li>The terms reduce, reuse and recycle.</li> </ul>	<p><b>Science</b> </p> <p>In science, we will be investigating ....</p> <p><b>Waterproofing</b></p> <p>Through learning about the properties of different materials, we will be able to carry out practical investigations to solve design problems.</p>	<p><b>Expressive Arts</b> </p> <ul style="list-style-type: none"> <li>We will perform some dances, songs and drama through our class assembly performance.</li> <li>We will perform some dances to different music, discussing the emotions we feel before, during and after.</li> <li>In art, we will develop skills in 3D modelling, making use of plasticine, clay and art straws.</li> <li>In music, we will learn to use percussion instruments and use these to create representations of the different seasons.</li> </ul>

## Home Learning Opportunities

<b>Language &amp; Literacy</b>  <ul style="list-style-type: none"><li>• Retell the story of The Snail and the Whale to someone at home. Can you create a story map or written piece about a different journey?</li><li>• Continue to practise the phonemes and common words in your homework each week.</li><li>• Explore different genres of books. Read them to a family member or friend.</li></ul>	<b>Social Studies</b>  <ul style="list-style-type: none"><li>• Look for signs of the changing seasons in the local environment and discuss with an adult.</li><li>• Visit Strathaven Park and record key features of the landscape.</li><li>• Plant a seed at home and take photos/ draw updates of the growth each week.</li></ul>	<b>Health &amp; Wellbeing</b>  <ul style="list-style-type: none"><li>• Take some time to play or invent your own board game with an adult, sibling, friend etc. Agree on the rules, take turns and discuss how it feels to win or lose.</li><li>• Discuss similarities and differences with your family.</li><li>• Talk about the importance of friendship and how to be a good friend.</li></ul>	<b>Religious &amp; Moral</b> <p>Discuss the different religious symbols you have been learning about.</p> <ul style="list-style-type: none"><li>• Can you spot any when out with your family and friends?</li><li>• Where did you see them?</li><li>• Can you remember what they represent?</li></ul>
<b>Numeracy &amp; Mathematics</b>  <ul style="list-style-type: none"><li>• Practise counting in 2s, 5s and 10s within 100 or higher.</li><li>• Engage in some measurement activities at home such as baking, recording heights, getting measured for shoes etc.</li><li>• Survey your family and friends on their favourite foods, TV shows or colours and record the results in a graph or pictogram.</li><li>• Explain 'times' or 'multiply' to an adult and practise your times tables.</li></ul>	<b>Technologies</b>  <ul style="list-style-type: none"><li>• Discuss the technology you use at home – what is it used for? How does it help us?</li><li>• If you have a remote control or programmable toy at home, you could design a journey/ route for it to follow and input the instructions.</li></ul>	<b>Science</b>  <ul style="list-style-type: none"><li>• Use what you have learned about the properties of materials to design a waterproof item such as an umbrella or jacket.</li><li>• Draw a picture and label it with the important features.</li></ul>	<b>Expressive Arts</b>  <ul style="list-style-type: none"><li>• Make a poster for our class assembly performance.</li><li>• Create a 3D model using recyclable items from home.</li><li>• Make your own percussion instrument using household materials.</li></ul> 