







Home Learning Grids- First Level (P3, P4 & P5)

Each day, choose 1 literacy and 1 numeracy task and either 1 expressive arts/STEM challenge OR 1 from the separate P.E. challenge grid. If you choose an expressive arts/STEM challenge on day 1, make sure you choose a P.E. challenge on day 2 or vice versa. Send pictures/videos of your completed task to your teacher on Google Classroom if you can. If you are looking for additional things to keep you busy- attempt the challenges added to several tasks and see the list of additional activities below.

Week 1

Literacy	Numeracy	Expressive Arts/STEM
<p><u>Design a Starbucks Smoothie-</u> Starbucks want you to design a new smoothie for their Autumn/Winter collection. Write the recipe-</p> <ul style="list-style-type: none"> • List the ingredients • Method- how do you make it? • Draw a picture of what it will look like. 	<p><u>Topmarks Bingo Game-</u> Choose a times table you find tricky. Play Topmarks Bingo-Multiplication & Division for 20 minutes or until you feel more confident with the answers. Could you challenge a family member to play with you? https://www.topmarks.co.uk/</p> <p>*Challenge- choose another multiplication game to play.*</p>	<p><u>Family Movie Night-</u> Plan a family movie night. Design a poster to advertise the movie. Add the date, time and location of the movie. Display it somewhere your family will see it, i.e. on the fridge. *Optional- prepare the movie area and some snacks for family members.*</p> 
<p><u>Job Application Task-</u> What is your dream job? Create a CV. Tell us why this is your dream job, why you should get it, list your skills and qualities and why you are suitable for this job.</p> 	<p><u>Sumdog-</u> Spend 30 minutes on Sumdog- if your teacher has set your class a challenge, complete this first. If not, choose your own games! https://pages.sumdog.com/</p>	<p><u>Arty Food Task-</u> Get arty with your food! Cut food in different ways to create animals / scenes. You could even paint your own rainbow bread using sugar and food colouring!</p> 

<p>Literacy</p> <p><u>You've Got a Friend in Me-</u> Write a postcard to your best friend. What do you want to tell them? What questions would you like to ask them?</p> 	<p>Numeracy</p> <p><u>Rounding Activity-</u> Go as far as you can in this challenge.</p> <div style="display: flex; justify-content: space-around;"> <div style="border: 1px solid blue; border-radius: 15px; padding: 10px; width: 45%;"> <p style="text-align: center;">Rounding ⁴</p> <p style="text-align: center;">Round the following numbers to the nearest 10:</p> <table style="margin-left: auto; margin-right: auto;"> <tr> <td>23</td> <td>47</td> <td>96</td> <td>35</td> </tr> <tr> <td>286</td> <td>539</td> <td>722</td> <td>898</td> </tr> <tr> <td>1352</td> <td>4874</td> <td></td> <td></td> </tr> </table> </div> <div style="border: 1px solid blue; border-radius: 15px; padding: 10px; width: 45%;"> <p style="text-align: center;">Rounding ⁵</p> <p style="text-align: center;">Round the following numbers to the nearest 100:</p> <table style="margin-left: auto; margin-right: auto;"> <tr> <td>236</td> <td>475</td> <td>763</td> <td>358</td> </tr> <tr> <td>286</td> <td>539</td> <td>722</td> <td>898</td> </tr> </table> </div> </div>	23	47	96	35	286	539	722	898	1352	4874			236	475	763	358	286	539	722	898	<p>Expressive Arts/STEM</p> <p><u>Freezing Liquids Activity-</u> Make ice cubes or ice lollies from various liquids and time how long it takes for each to freeze. Which one do you expect to freeze first / last? Why?</p> 
23	47	96	35																			
286	539	722	898																			
1352	4874																					
236	475	763	358																			
286	539	722	898																			
<p>*Remember to complete a minimum of 30 minutes per day of reading. For additional activities: All children have a log in for Sumdog & Education City, sites which develop mental maths and problem solving skills: https://pages.sumdog.com/ https://www.educationcity.com/ (ask your child's teacher if they don't know their log in) Oxford Owls have a library of free books: https://www.oxfordowl.co.uk/ Free audiobooks for children: https://www.storynory.com/ Lots of free maths games: https://www.topmarks.co.uk/ Daily lessons in literacy, numeracy and health and wellbeing: https://www.bbc.co.uk/bitesize Learn, create and play through exploring Scotland's history and heritage: https://www.historicenvironment.scot/learn/ STEM (Science, Technology, Engineering & Maths) with Mr N: https://www.youtube.com/channel/UCxziq4omrQP-EKSLiOIPhw</p>																						



P.E Challenge Grid

Complete a Joe Wicks workout!
This will link you to his YouTube channel. Go to the 'classroom workout' section and let's keep fit!
<https://www.youtube.com/channel/UCAXW1XT0iEJoOTYlRfn6rYQ>
Challenge – can you create your own workout and get your family to join in? You could even create a workout and upload it to Teams so that we can all do it at home too! Take lots of pictures / videos!



Put your dancing skills to the test with Just Dance!
Go to their YouTube channel and choose a dance to follow.
<https://www.youtube.com/channel/UCOoefYX4YxrPA-abpa8Is2A>
Encourage anyone at home to join in too!
Why not create your own dance or teach us how to do a TikTok dance by creating your own dance tutorial!






Get moving with GoNoodle, Cosmic Kids Yoga or Yoga for Teens with Adriene!
<https://www.youtube.com/channel/UC2YBT7HYqCbbvzu3kKZ3wnw>
<https://www.youtube.com/watch?v=7kgZnJqzNaU>







Create your own indoor or outdoor obstacle course using anything you can find! Take photos of it and edit using PicCollage or Markup to show what you have to do on each part of your course. Or you could take a video explaining how to set up your course and what you've to do!



Week 2

Literacy	Numeracy	Expressive Arts
<p>Poetry Task- Listen to a poem on: https://childrens.poetryarchive.org/ Three Sharings:</p> <ul style="list-style-type: none"> • What did you like/dislike about the poem? • Any connections you can make to your own life? • Puzzles- anything that confused you? <p>*Challenge- record yourself reciting the poem. Have a go at writing your own with the same title but your own words!*</p>	<p>Education City- Spend 45 minutes on Education City- if your teacher has set your class a challenge on My City, complete this first. If not, choose your own games!</p> <p>https://educationcity.com/</p>	<p>Kitchen Roll Art-</p>  <p>Use patterned kitchen roll to create your own piece of art.</p>
<p>Research Project: Favourite Animal- Choose an animal that you love and want to find out more about. Create a fact sheet (handwritten or typed on Word)</p> <ul style="list-style-type: none"> • Describe this animal • What do they eat? • What is their habitat like? • What is their lifespan? • Fun facts about this animal  <p>*Challenge- film a David Attenborough-style nature documentary, telling your viewers all about this animal.*</p>	<p>Counting in 2s, 5s, 10s & 100s-</p> <div style="display: flex; flex-wrap: wrap;"> <div style="border: 1px solid blue; border-radius: 15px; padding: 10px; width: 50%;"> <p style="text-align: center;">Number Processes 8</p> <p>How high can you count in 2s? Can you count backwards from that number, in 2s? You can write it down if it helps.</p> </div> <div style="border: 1px solid blue; border-radius: 15px; padding: 10px; width: 50%;"> <p style="text-align: center;">Number Processes 9</p> <p>How high can you count in 5s? Can you count backwards from that number, in 5s? You can write it down if it helps.</p> </div> <div style="border: 1px solid blue; border-radius: 15px; padding: 10px; width: 50%;"> <p style="text-align: center;">Number Processes 10</p> <p>How high can you count in 10s? Can you count backwards from that number, in 10s? You can write it down if it helps.</p> </div> <div style="border: 1px solid blue; border-radius: 15px; padding: 10px; width: 50%;"> <p style="text-align: center;">Number Processes 1</p> <p>How high can you count in 100s? Can you count backwards from that number, in 100s? You can write it down if it helps.</p> </div> </div>	<p>Blanket Fort- Design and create your own blanket fort. Take a picture and share it on Google Classroom .</p> 

Literacy	Numeracy	Expressive Arts/STEM
<p><u>Design a New Toy-</u></p> <ul style="list-style-type: none"> List the materials your toy will be made of, e.g. wood, plastic, etc. Who is the toy for? E.g. babies, age 7-10 year olds, etc. Describe how you play with the toy. <p>Record your design and details on a piece of paper.</p>	<p><u>Topmarks-</u></p> <p>Play Hit the Button Division Facts (divide by 1, 2 & 3) https://www.topmarks.co.uk/maths-games/hit-the-button</p> <p>*Challenge- try divide by 4 & 5.*</p>	<p><u>Cereal Box STEM Challenge-</u></p> <p>STEM creativity challenge! What can you do with a cereal box?</p> 
<p><u>Newspaper Challenge-</u></p> <p>Using a newspaper, magazine or a book find words that you don't know the meaning to. Write them down and use a dictionary (online dictionary is fine) to find a definition for them.</p> 	<p><u>Seasons Activity-</u></p> <div style="display: flex; flex-wrap: wrap; justify-content: space-around;"> <div style="border: 1px solid blue; border-radius: 15px; padding: 10px; width: 45%; text-align: center;"> <p>Time 76</p> <p>When is Spring? What months?</p> <p>Draw a picture of things that represent Springtime.</p> </div> <div style="border: 1px solid blue; border-radius: 15px; padding: 10px; width: 45%; text-align: center;"> <p>Time 77</p> <p>When is Summer? What months?</p> <p>Draw a picture of things that represent Summer.</p> </div> <div style="border: 1px solid blue; border-radius: 15px; padding: 10px; width: 45%; text-align: center;"> <p>Time 78</p> <p>When is Autumn? What months?</p> <p>Draw a picture of things that represent Autumn.</p> </div> <div style="border: 1px solid blue; border-radius: 15px; padding: 10px; width: 45%; text-align: center;"> <p>Time 79</p> <p>When is Winter? What months?</p> <p>Draw a picture of things that represent Winter.</p> </div> </div>	<p><u>Origami Activity-</u></p> <p>Learn origami! Create animals, characters and objects out of paper and teach others how to do it too! Go to https://www.redtedart.com/easy-origami-for-kids/ to see some examples.</p> 

Literacy	Numeracy	Expressive Arts/STEM
<p><u>ABC Order-</u></p> <p>Write the words you used in your newspaper challenge out in alphabetical order. Then write them in reverse alphabetical order.</p> <p><u>Word Search-</u></p> <p>Create your own word searches using your words. Or use this link to get your computer to do it for you. http://puzzlemaker.discoveryeducation.com/</p>	<p><u>Number Processes Chilli Challenge-</u></p> <div data-bbox="786 288 1144 544"> <p>Number Processes ²⁴ Collect 10 items such as leaves, stones or sweets. Divide the 10 items equally into 5 groups to answer the sum: $10 \div 5 = ?$</p> </div> <div data-bbox="1167 288 1525 544"> <p>Number Processes ²⁵ Collect 12 items such as leaves, stones or sweets. Divide the 12 items into equal groups to work out the sum: $12 \div 4 = ?$</p> </div> <div data-bbox="786 560 1144 815"> <p>Number Processes ²⁶ Collect 15 items such as leaves, stones or sweets. Divide the 15 items into equal groups to work out the sum: $15 \div ? = 3$</p> </div> <div data-bbox="1167 560 1525 815"> <p>Number Processes ²⁷ Start from the number 3 Times it by 4 Divide it by 2 Times it by 5 Divide it by 10 What number are you at?</p> </div>	<p><u>Coding Challenge-</u></p> <p>Go to https://code.org/learn and choose a coding activity to complete. My personal favourite is the Minecraft Hour of Need one.</p> 

*Remember to complete a minimum of 30 minutes per day of reading.

For additional activities:

All children have a log in for Sumdog & Education City, sites which develop mental maths and problem solving skills:

<https://pages.sumdog.com/> <https://www.educationcity.com/> (ask your child's teacher if they don't know their log in)

Oxford Owls have a library of free books: <https://www.oxfordowl.co.uk/>

Free audiobooks for children: <https://www.storynory.com/>

Lots of free maths games: <https://www.topmarks.co.uk/>

Daily lessons in literacy, numeracy and health and wellbeing: <https://www.bbc.co.uk/bitesize>

Learn, create and play through exploring Scotland's history and heritage: <https://www.historicenvironment.scot/learn/>

STEM (Science, Technology, Engineering & Maths) with Mr N: <https://www.youtube.com/channel/UCxziq4omrQP-EKSLiOIPhw>



P.E Challenge Grid

Visit BBC Let's Get Active!
Click on one of the videos to work on a skill you have learned in P.E.

<https://www.bbc.co.uk/teach/class-clips-video/physical-education-ks1-ks2-lets-get-active/z72yjihv>



Go outside and play on your bike / skateboard / roller skates / scooter. You could even play a game in the garden or outdoor area. Football, basketball, tig etc. As long as you're outside getting active!



Make up your own game or sport. A personal favourite of mine is trying to see how many socks I can 'score' into the washing basket. You may also want to play 'tin can' bowling. Get creative. Take photos / videos of your game.



Go for a walk with your family. Spend some time together outside. Take photos of some of the sights / wildlife you see. Be the outdoor photographer for the day. Your phones / fitbits / step trackers will count the number of steps you did. Share them on Teams!

