








# Converting Analogue to Digital Time and Vice Versa

1. What time is showing on these clock faces?



2. Draw the hands on the clock face to show the times shown on the digital clocks.



3. Match the analogue clock faces and digital times.



11:20



5:55



9:15



7:35



7:10



5:25




2:45




11:05

4. Sophie arrives at Brentwood train station and looks at her watch. What time did she arrive at the station?

\_\_\_\_\_



5. Her train to London will arrive in 20 minutes. Show what time her train is due to arrive on Sophie's watch.








6. The journey to London lasts 35 minutes. What time will Sophie arrive in London?

\_\_\_\_\_

7. Use this information to complete the train timetable.

Brentwood to London	
Depart Brentwood	Arrive London
11:40	
	1:00
1:20	
2:50	
	4:20

8. Each train arrives in London 20 minutes late. Draw the time that each train arrives in London on the clock faces below:




# Converting Analogue to Digital Time and Vice Versa **Answers**


1. What time is showing on these clock faces?




**10:15**



**4:05**



**6:50**




**8:20**


2. Draw the hands on the clock face to show the times shown on the digital clocks.



**04:25**



**09:40**




**11:10**



**12:35**

3. Match the analogue clock faces and digital times.



11:20

5:55

9:15

7:35

7:10


5:25

2:45


11:05

4. Sophie arrives at Brentwood train station and looks at her watch. What time did she arrive at the station?

**10:05**



5. Her train to London will arrive in 20 minutes. Show what time her train is due to arrive on Sophie's watch.



6. The journey to London lasts 35 minutes. What time will Sophie arrive in London?

**11:00**

7. Use this information to complete the train timetable.

Brentwood to London	
Depart Brentwood	Arrive London
11:40	<b>12:15</b>
<b>12:25</b>	1:00
1:20	<b>1:55</b>
2:50	<b>3:25</b>
<b>3:45</b>	4:20

8. Each train arrives in London 20 minutes late. Draw the time that each train arrives in London on the clock faces below:

