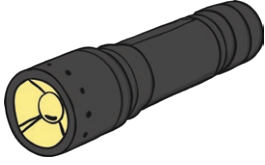



Awe and Wonder

Shadow Showcase


You will need:




torch




wood



fabric



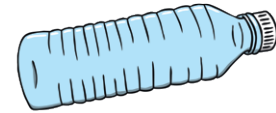
bubble wrap



A4 paper



cardboard



plastic bottle

Method:

1. Make sure you are in a dark room (clear the area of things you can trip over).
2. Turn on the torch and shine it at a blank wall.
3. Try and create shadows with each material.
4. Use the [Shadow Showcase Recording Sheet](#) to note down how well each material makes shadows.

The Science

Light can only travel in a straight line. Shadows are made when light is blocked by an object. Stronger shadows are made by **opaque** materials, which light can't pass through. **Translucent** materials let some light through, so still make shadows, but they are not as strong as those made by opaque materials. **Transparent** materials let light through, so they make very weak shadows, if they make a shadow at all!