

KNOWLEDGE

SKILLS

CONFIDENCE

Chatelherault Primary Values Award

Presented to

Khloe — Nursery

for

making a great attempt to copy over the letters of your name.

Signed Mrs Winters-NE

Date: 15/1/24

RESPECT

ASPIRATIONS

HEALTH



KNOWLEDGE

SKILLS

CONFIDENCE

Chatelherault Primary Values Award

Presented to

Leo — Room 1

for

writing a sentence independently with super spelling, a capital letter, full stop and finger spaces!

Signed Mrs Winters-ME

Date: 15/1/24

RESPECT

ASPIRATIONS

HEALTH



The cat is in
the bed.

Leo

KNOWLEDGE

SKILLS

CONFIDENCE

Chatelherault Primary Values Award

Presented to

Joey — Room 2

for

using adjectives in your sentences to make your writing more interesting.

Signed Mrs Winters-NE

Date: 15/1/24

RESPECT

ASPIRATIONS

HEALTH

my cool garage
has two tunnels
it has ^{has} ⁿ samice
brown roof



Great use of adjectives Joey, your
garage has turned out fantastic!
Let's work together to form your
's' and 'n' 😊

Miss. Brownlie

KNOWLEDGE

SKILLS

CONFIDENCE

Chatelherault Primary Values Award

Presented to

Nyla — Room 3

for

demonstrating super effort when completing your narrative writing.

Signed Mrs Winters-NE

Date: 15/1/24

RESPECT

ASPIRATIONS

HEALTH

KNOWLEDGE

SKILLS

CONFIDENCE

Chatelherault Primary Values Award

Presented to

Leon — Room 4

for

exploring letters and sounds to make your name.


Signed Mrs Winters-NE

Date: 15/1/24

RESPECT

ASPIRATIONS

HEALTH



KNOWLEDGE

SKILLS

CONFIDENCE

Chatelherault Primary Values Award

Presented to

Belle - Room 5

for

exploring letters and their shapes.


Signed Mrs Winters-NE

Date: 15/1/24

RESPECT

ASPIRATIONS

HEALTH



KNOWLEDGE

SKILLS

CONFIDENCE

Chatelherault Primary Values Award

Presented to

Karter — Room 8

for

writing your own letter to Santa and posting it in Santa's mailbox during the month of December.

Signed Mrs Winters-NE

15/1/24

RESPECT

ASPIRATIONS

HEALTH

KNOWLEDGE

SKILLS

CONFIDENCE

Chatelherault Primary Values Award

Presented to

Andrei - Room 10

for

writing an excellent description of a character in your reading book!

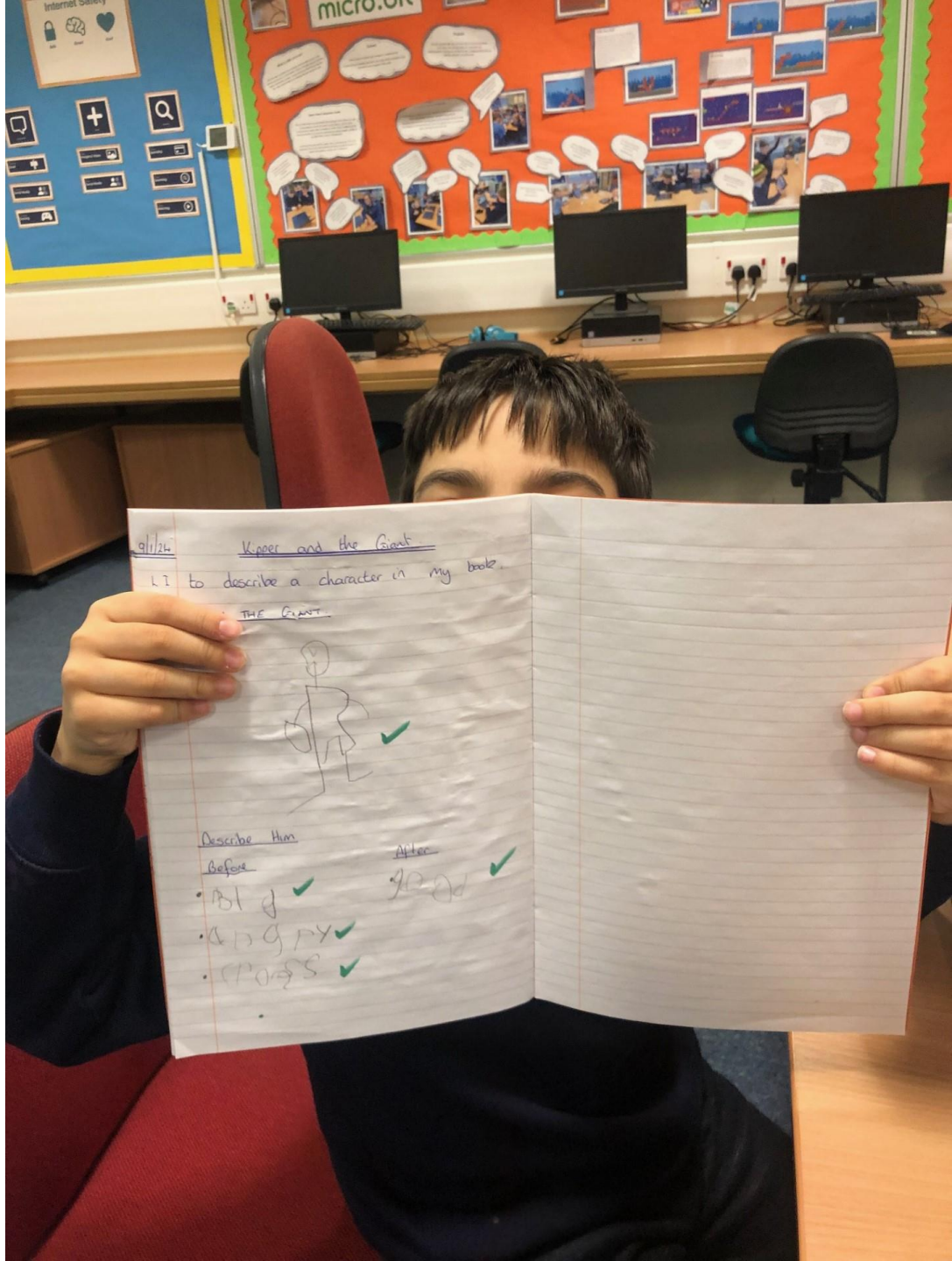
Signed Mrs Winters-NE

Date: 15/1/24

RESPECT

ASPIRATIONS

HEALTH



9/1/24 Kipper and the Giant

LI to describe a character in my book.

THE GIANT



Describe Him

Before

- Big ✓
- Angry ✓
- Cross ✓

After

Scared ✓

KNOWLEDGE

SKILLS

CONFIDENCE

Chatelherault Primary Values Award

Presented to

Carly — Room 11

for

working hard on your recount writing skills.

Signed Mrs Winters-NE

Date: 15/1/24

RESPECT

ASPIRATIONS

HEALTH

L.I. to write a recount piece

My holiday Christmas

I went to the miracle hotel, it was brand new and looked lovely inside, the people that worked there were happy and smiley. I loved it I went swimming with my little brother in the pool.

It was a Christmas present, and it was great. I went a long walk with my family we saw a park.

In the park I played on the swing and the chute I ran about and had lots of fun. It was a great day and I had the best time. I had yummy food and lots of sweets.

It was the best Christmas ever.

By Carly

KNOWLEDGE

SKILLS

CONFIDENCE

Chatelherault Primary Values Award

Presented to

Ehva — Room 12

for

writing a narrative story
which included thoughts and feelings.

Signed Mrs Winter-NE

Date: 15/1/24

RESPECT

ASPIRATIONS

HEALTH

10.1.24

The Magic power

It- including thoughts and feelings.

Mirabel is in the madrigal family. She is actually sad, but she **acts** happy. Mirabel is sad because she **doesn't** **have** powers like the rest of her family **do**. Mirabel smiles all the time.

The madrigal family lives in a **colourful** house **called** casita. The house **built** its **soil**. and casita is strong and sturdy.

Mirabel was very **excited** and a **little** bit **nervous** to get her new **shiny** **power**.

KNOWLEDGE

SKILLS

CONFIDENCE

Chatelherault Primary Values Award

Presented to

Anna — Room 13

for

writing an excellent instructional report, using numbers to ensure the report was in the correct order.

Signed Mrs Winters M.E.

Date: 15/1/24

RESPECT

ASPIRATIONS

HEALTH

Tuesday 5th December


L.1. To use numbered simple instructions in time/order order

Sandwich How to make a jam Sandwich

Materials	Ingredients	Utensils
1	Bread	chopping board
2	Butter	Knife
3	Jam	plate

Instructions and

1. First, get your chopping board and place your 2 slices of bread on it.
2. Next, get your jam and knife. Put some jam on the knife and spread
3. Then with the knife spread the jam on the bread.
4. After that put the top piece of the bread and place it on the bottom bit.
5. Then, get your knife and cut the sandwich in half.
6. Then, put your jam sandwich on the plate.
7. Lastly, eat your sandwich!



KNOWLEDGE

SKILLS

CONFIDENCE

Chatelherault Primary Values Award

Presented to

Joshua — Room 15
for

using persuasive phrases effectively in your writing.

Signed Mrs Winters-NE

Date: 15/1/24

RESPECT

ASPIRATIONS

HEALTH

6.12.23 Joshua Scott

Letter to Santa

Chatelherault primary school,
Silverton Ave,
Hamilton
ML3 7NT

6th December 2023

Dear Santa,

You are the best person on Earth. You are my hero and I wish I am you when I grow up. I am incredibly grateful that you take time to read my list every single year since my first Christmas. I think I should get what I want because I help my mum with the housework and try to behave in school.

Firstly, I strongly believe that I should get my presents like new football boots, bike, and a champion's league ball because I do what I am told to do at school, and I am always nice and kind to my friends. Furthermore, I totally listen to my teacher (she is the best teacher in the world). I always try my best in the classroom and let other people join in the game we are playing and let people I do not even know play the game we are playing.

I deserve to earn a place at the top of the nice list because I have eaten all my fruit and vegetables, do the dishes like lots of children in the world would not do, I make my bed, I do everything my mum says. Once a month I do gardening and washing the car with the hose and sponge all on my own.

Santa, I know how hard you work and really appreciate the way you try to make sure that everything gets the presents they want. I really have been the best

P5 Persuasive

Name: _____ Date: _____

Title: Letter TO Santa

P5 Core targets

S P T

Spell all common and tricky words correctly			
Spell less commonly used and technical words with greater accuracy			
Use capital letters and full stops when writing sentences			
Accurately use a wide range of punctuation			
Join sentences using a wide variety of conjunctions/ connectives			
Accurately use paragraphs to separate events/ideas/facts			
Vary the sentence lengths and sentence beginnings <i>Too many 'I's</i>			
Use more complex sentence structures			
Present all work legibly in joined script			
Features included to make it attractive (headings, diagrams, charts)			

Persuasive Writing Features

Teacher

Understand the purpose and the Audience (who and why they are writing)	
Select an appropriate form	
A title to interest/inform the reader	
An introductory paragraph which refers to the main message and gets the reader on your side	
3/4 paragraphs which present the expressed point of view with evidence	
Powerful, persuasive words and phrases used	
A concluding paragraph to summarise the point of view	
Select appropriate photos/graphics/labeled diagram to reinforce the stated point of view	

★ Introducing your main message in your first paragraph.

★ Using persuasive phrases.

Keep trying to use a variety of punctuation, e.g. commas and think of more interesting ways to start sentences.

KNOWLEDGE

SKILLS

CONFIDENCE

Chatelherault Primary Values Award

Presented to

Dexter — Room 16

for

thinking of a fantastic plot for your narrative writing.

Signed Mrs Winters-NE

Date: 15/1/24

RESPECT

ASPIRATIONS

HEALTH

KNOWLEDGE

SKILLS

CONFIDENCE

Chatelherault Primary Values Award

Presented to

Darcy — Room 17

for

fantastic use of similes and metaphors to describe a setting.

Signed Mrs Winters-NE

Date: 15/1/24

RESPECT

ASPIRATIONS

HEALTH

14.12.23

Elfgate

L1 - To use similes and metaphors to write engaging descriptions.

Introduction of Setting

The elgs have taken over... trees that were once green have now turned as black as coal and the snow that's normally pristine and white is now as grey as the clouds. The elg work shop turned as smelly as a rubbish bin filled with out date candy canes; it's like a laundry bin. You could feel the grey snow under your snow boots as you walked. You could hear the dirty laughter in the distance. You could see all the good elg toys getting trashed by the naughty elg. Santa's bedroom turned into a party room with Christmas hotchocolate, reindeer noses (marshmallows), Santa, reindeer, snowmen and Snauglake gummies. There was a Christmas tree in the room also the lights were super bright on the tree, it was a statue of ornament. The room was a star, it was so bright! The very last part of the north pole is the streets, there were locals as sharp as a dagger. The streets were like an ice rink and it was suddenly very slippery. The street lights lit up the dark dusty street.

Introduction of Setting

Elvis was a very naughty elg and I mean a very naughty elg. He the naughtiest out of all the elgs in the Elfgate. His hair was as grey as a rock and had a short stubby nose. Elvis' eyes were as green as

W
He
Plot
Sh
We
Ch
Is
As
Ev
As
An
El

Self assessed

P6 Narrative

Name: Darcy Queen

Date: 14.12.23

Title: Elfgate

P6 Core targets	S	P	T
Spell all common and tricky words correctly	✓		
Spell less commonly used and technical words with greater accuracy	✓		
Use capital letters and full stops when writing sentences	✓		
Accurately use a wide range of punctuation	✓		
Join sentences using a wide variety of conjunctions/ connectives	*		
Accurately use paragraphs to separate events/ideas/facts	✓		
Vary the sentence lengths and sentence beginnings	✓		
Use more complex sentence structures	*		
Present all work legibly in joined script	*		
Features included to make it attractive (headings, diagrams, charts)	✓		

Narrative Writing Features

Teacher

- Understand the Purpose and the Audience (who and why they are writing)
- A beginning/opening which stimulates the reader to read further
- Detailed description of setting and characters (what they look like and the type of person they are)
- Describe the main events in a sequenced order.
- Characters thoughts, feelings, sights, sounds, etc included
- More details included which tell us more about the characters
- A dialogue to add detail to the main events and characters (to enhance the characters actions and reactions)
- A turning point or cliffhanger which brings the writing to a satisfactory conclusion

- ✓ I accurately used a wide range of punctuation
- ✓ I understood the purpose and audience
- x Use more complex sentence structures.

S.A

Wade
Wheres
Elg
ig! He
is
there
brown
Curl
an. She
lean
tall
was the
pile.

KNOWLEDGE

SKILLS

CONFIDENCE

Chatelherault Primary Values Award

Presented to

Rosie — Room 18

for

creating a portrait of Robert Burns
using quotes from his poetry.

Signed Mrs Winters-NE

Date: 15/1/23

RESPECT

ASPIRATIONS

HEALTH

