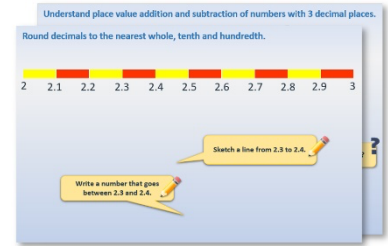


Year 1: Week 3, Day 2


Doubles

Each day covers one maths topic. It should take you about 1 hour or just a little more.

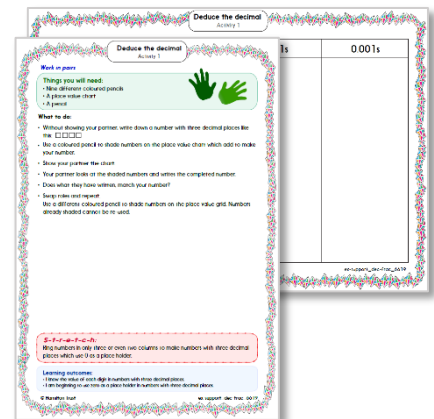
1. Start by reading through the **Learning Reminders**. They come from our *PowerPoint* slides.



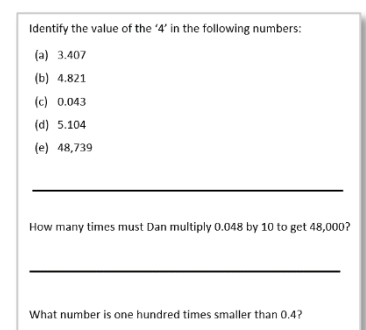
2. Tackle the questions on the **Practice Sheet**. There might be a choice of either **Mild** (easier) or **Hot** (harder)! Check the answers.



3. Finding it tricky? That's OK... have a go with a grown-up at **A Bit Stuck?**



4. Have I mastered the topic? A few questions to **Check your understanding**. Fold the page to hide the answers!



Learning Reminders

Double numbers up to 10.



How many would I have if I **doubled** this number of sweets?



When we double a number we add that amount again.

$$2 \text{ doubled is } 2 + 2 = 4$$

Learning Reminders


Double numbers up to 10.




9 doubled is $9 + 9 = 18$

Learning Reminders

Double numbers up to 10.



Let's practise our
doubles...



They are all **even**
numbers!

Double 1 is **2**

Double 2 is **4**

Double 3 is **6**

Double 4 is **8**

Double 5 is **10**

Double 6 is **12**

Double 7 is **14**


Double 8 is **16**

Double 9 is **18**


Double 10 is **20**

Practice Sheet Mild

Fish doubles




2	+	2	=	
---	---	---	---	--



	+		=	
--	---	--	---	--




	+		=	
--	---	--	---	--



	+		=	
--	---	--	---	--




	+		=	
--	---	--	---	--




	+		=	
--	---	--	---	--

Challenge

Draw two more different fish doubles.
Write a number sentence for each.



	+		=	
--	---	--	---	--



	+		=	
--	---	--	---	--

Practice Sheet Hot

Doubles

6

5

7

9

8

11

Double

Practice Sheets Answers

Fish doubles (mild)

$$\begin{array}{lll} 2 + 2 = 4 & 5 + 5 = 10 & 6 + 6 = 12 \\ 3 + 3 = 6 & 1 + 1 = 2 & 4 + 4 = 8 \end{array}$$

Challenge

Accept answers where children's drawings and number sentences match up.
Sums could include $7 + 7 = 14$, $8 + 8 = 16$, and so on.

Doubles (hot)


6	double	12
5	double	10
7	double	14
9	double	18
8	double	16
11	double	22

A Bit Stuck? Double trouble

Work in pairs

Things you will need:

- Two sets of 1 to 5 cards
- Cubes



What to do:

- Spread the cards out face down on the table.
- Take it in turns to pick up two cards.
- If they make a double, build a pair of towers to match.
- Find the total and fill in the answer. That person keeps the pair of cards.
- If they don't match, put both cards back.
- The winner is the person with the most pairs of cards.

Double 1 is

Double 2 is

Double 3 is

Double 4 is

Double 5 is

S-t-r-e-t-c-h:

Put the cards in pairs. Are there any doubles that you can remember?

Learning outcomes:

- I can find doubles of each number from 1 to 5 using cubes to help.
- I am beginning to know a few doubles by heart.

Check your understanding

Questions

What do you have to do when you double?

How do you know a number is a double?

Draw arrows to match numbers on the left to their double on the right.

4	4
2	10
5	6
3	2
1	8

Check your understanding

Answers

What do you have to do when you double? Find two lots of the number, or add the number to itself.

How do you know a number is a double? It is even/can be split into two groups (e.g. of cubes) with the same number in each, with none left over. Some children may be able to model this without being able to articulate it.

Draw arrows to match numbers on the left to their double on the right.

4	4
2	10
5	6
3	2
1	8

Do children have a strategy, e.g. using their thumbs and fingers, to check?