



**Hallside Primary School**

**Home Learning Guide**

**When We Work Together Everything Is Within our REACH**



## F.A.Q

### Homework / Regular Home Learning



**Q. Will my child still get homework this year?**

**A.** Yes, homework is very important in supporting your child's learning. However, this year all homework will be via Google Classroom.

**Q. Will the class teacher collect in my child's homework jotter?**

**A.** The majority of homework activities can be submitted digitally. If you need to use the jotters that have been issued for home use, if you can, please submit a photo of any work completed in the jotter and upload to Google Classroom. There is no need to complete work both in a jotter and digitally.



**Q. Is homework Mon-Fri?**

**A.** No, homework can be completed over the weekend. Your child's teacher will advise on the best system for the running of their class.

**Q. How do I access Google Classroom?**

**A.** Children access Google Classroom by logging into their Glow account. Instructions and help videos are available on the school website.



Sign in



Username or Email Address (required)  
Enter the username or email address @glow

Password (required)  
Enter the password

[I have forgotten my password](#)

Remember me [Need A Glow Login?](#)

Sign in

### Q. Does my child know their user name and password?

**A.** Yes, letters were issued in the first term with all the information children require. Please contact the school via the office if you require a reminder of this information. Please note children's passwords should NOT be changed. Any log in issues can be resolved by contacting the school office.

### Q. Can I contact the class teacher via my child's account?

**A.** No, your child can contact their teacher. However, all parent/carer enquiries should be directed to the school office where your enquiry will be passed to the relevant member of the team.



### Q. Can my child submit an assignment on Google Classroom after the deadline?

**A.** Yes, the deadline for submission is set to enable the teacher to easily track engagement with home learning activities. While it is preferable that the deadline is met where possible, it is still possible to submit completed activities after the deadline and please be assured that these will still reach the teacher.

### Q. How we submit our work to the assignments?

**A.** Staff have posted videos into the Google Classrooms explaining how to submit work to the assignments and this has also been posted onto the school website. Following consultation with the parent council we have established this method across the school to remove the need to share work directly in the stream.

## Home Learning (Individual pupil / group self-isolation) – Hybrid Learning



**Q. Will work be provided if my child is self-isolating?**

**A.** Yes, learning activities will be provided via Google Classroom primarily in the areas of literacy, numeracy, and health and wellbeing. Your child should engage with these if they are well enough to do so.

**Q. Will a teacher be available during the school day to respond to questions and support my child?**

**A.** No, the teacher will be responsible for in school teaching commitments between 9.00am-3.00pm and at times will be attending meetings and training after school but they will endeavour to respond to all pupil enquiries when practically possible.



**Q. Can I contact the class teacher via my child's account while they are self-isolating?**

**A.** No, your child can contact their teacher. However, all parent/carer enquiries should be directed to the school office where your enquiry will be passed to the relevant member of the team.

**Q. Is the school message still "Do what you can, when you can, if you can?"**

**A.** During lockdown children were consolidating learning. The definition of continuity of learning now across all SLC schools is to promote the continuation of learning despite circumstances that interrupt normal attendance. We fully appreciate how difficult the circumstances at home will be for families and know that it is not possible or desirable for families to replicate the school day. However, we do ask that children engage with core learning activities particularly in the areas of literacy, numeracy and health and wellbeing in a way that works for individual households (if children are well enough to do so.)

**Do What You Can,  
When You Can**

## Home Learning (Whole Class Self-Isolating or School Building Closure)



**Q. Will a teacher be available during the school day to respond to questions and support my child?**

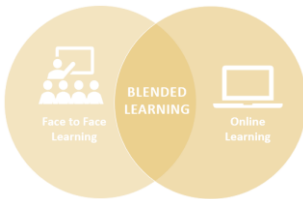
**A.** Yes. As the whole class are learning from home in this scenario, the teacher will be available to respond regularly throughout the school day.

**Q. Can I contact the class teacher via my child's account during school closures or a whole class isolation?**

**A.** No, your child can contact their teacher. During school closures or whole class isolations, however, teachers will be available to answer pupil questions during the school day. All parent/carer enquiries should still be emailed to the school office where your enquiry will be passed to the relevant member of the team.



## Home Learning (Blended Learning)



**Q. If blended learning happens will it be the proposed model that the school prepared in June?**

**A.** We have a contingency plan for Blended Learning based on SLC's original model. If we move to blended learning the class configuration will be as advised in June communication and it is likely days of attendance will remain the same.

**Q. Will work be provided for the days children are not in school?**

**A.** Yes, work will be provided via Google Classroom and set by the teacher on the days that pupils do attend.



**Q. Will a teacher be available during the school day to respond to questions and support my child?**

**A.** No, the teacher will not be available during the school day as they will be teaching children in the school building. However they will have been able to set the work and discuss with pupils in advance during their in-school learning days.

## **Google Classroom General Info**

Your child has been shown how to access this within their class. They have been shown where to find their tasks, how to communicate with their teacher and how to upload their work. Helpful videos to support this can be found on the school website <https://blogs.glowscotland.org.uk/sl/hallsideprimary/> in the Return to School section. (P1 children have been issued with additional support information)

To access your child's Google Classroom they should log onto Glow (log in details have been issued to all children) and click on the Google Classroom tile where they will be able to access their virtual classroom.

If your child has any difficulty accessing this at home, please contact Mr Bamford on [gw07bamfordrobert@glow.sch.uk](mailto:gw07bamfordrobert@glow.sch.uk) for advice and technical support. Please also do not hesitate to contact the school if limited access to technology is preventing your child from fully engaging in Google Classroom based learning. Please be assured all enquiries will be treated in confidence and the school may be able to provide a loan of equipment to support your child to continue their learning journey at home.

Where possible your child is asked to check the site regularly for updates.

On each school week, a number of activities will be issued for your child. These will include a Literacy activity, Numeracy activity and a learning activity from at least one other curricular area. All children have been issued with home learning journals to support the recording of learning experiences.

If you have any additional questions or queries, please do not hesitate to contact the School Office on [gw14hallsidepsoffice@glow.sch.uk](mailto:gw14hallsidepsoffice@glow.sch.uk) where your query will be directed to the appropriate member of the team.

***“When we work together everything is within our REACH.”***

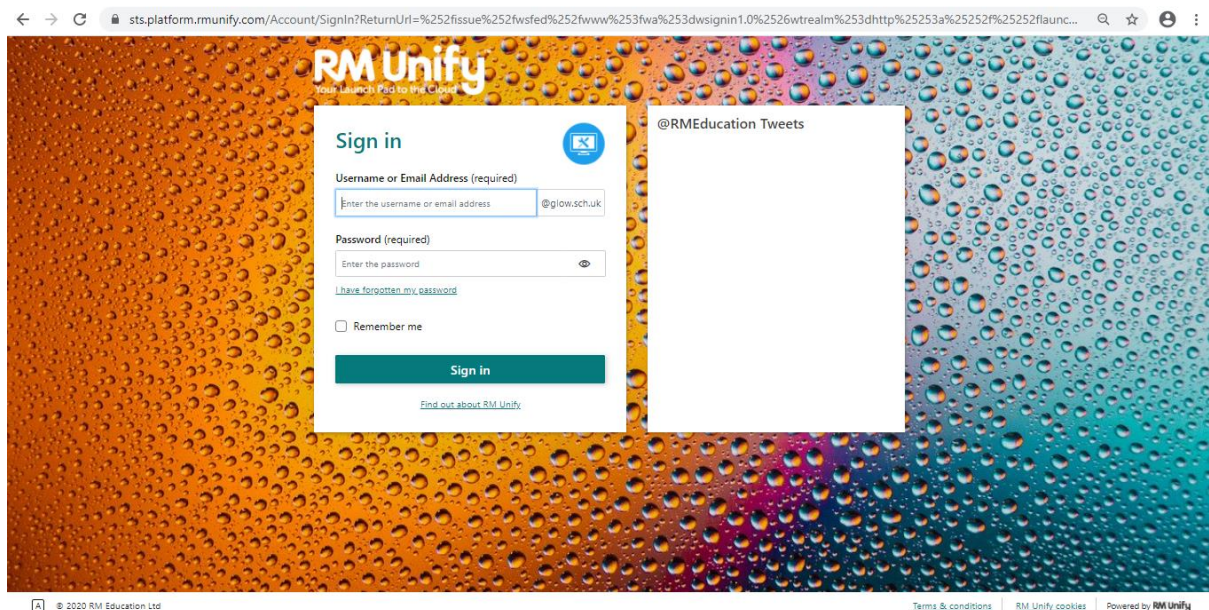


## Hallside Glow/Google Classroom Login Help Sheets

For those of you new to glow, it is a closed network that connects all schools across Scotland. Through their password pupils will be able to gain access to their email accounts and also to our Google Classrooms on which our teachers post home learning. These virtual classrooms are only accessible to staff and pupils of our school. They will also be able to gain access to apps such as easimaths, scratch and tigtag when directed by their teacher.


Please also note that every Glow user can download a free copy of Microsoft Office.

To access Glow, search for “RM Unify” or “Glow Login.” You should then be taken to the page below:



Please note, depending on your set up at home, you may need to add @glow.sch.uk onto their username in order to gain access (at least on your first login attempt).

Once logged in you will be taken to the launch pad (the apps may appear in a different order from those shown overleaf).



Highlighted above are the key apps. Initially are mail and Google Classroom (but they may also access programs such as Scratch, RM Easimaths, Sumdog etc when directed by the teacher).

While you can download and use a specific Google Classroom App, this is not necessary as Google Classroom is hosted within glow and can be accessed by clicking on the tab indicated above.

When switching from Glow to Google Classroom, you move from a Microsoft environment to a Google Suite. When prompted for login details, the username is as above, however this time you add @sl.glow.scot. The password remains the same. Once logged into Google Classroom you should see your child's class listed. Click on it to access the message stream. Some browsers return you to the glow login page to enter your login in which case you would enter them as you did to login to glow in the first place.

If using a Google Classroom App on a phone or tablet, then use the username@sl.glow.scot format to sign in. The password is the same.

Please note, that if a previous google/gmail account has been established on your android phone or tablet or google chromebook then we have found in the past that the device will try to default to that account. If this happens, simply select add/switch account (normally located in a 3 dot/line drop down menu in the upper left hand corner) and use the login details as outlined above. This may take you back to a GLOW Login page to verify your identity, please don't worry this is normal.

We have tried to provide as much information as possible and to head off some of the issues we discovered and solved during full lockdown, so hopefully you have all the tools you need to get your child home access to glow and google classroom.

However, if you do have any issues with access please contact me by sending an email in the first instance via the office on [gw14hallsidesoffice@glow.sch.uk](mailto:gw14hallsidesoffice@glow.sch.uk).