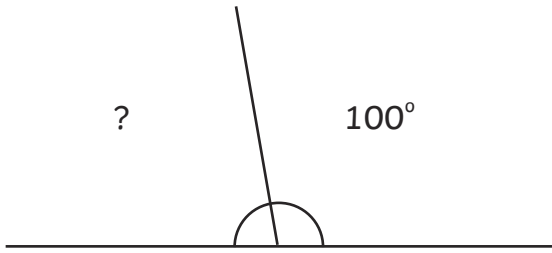


Supplementary Angles

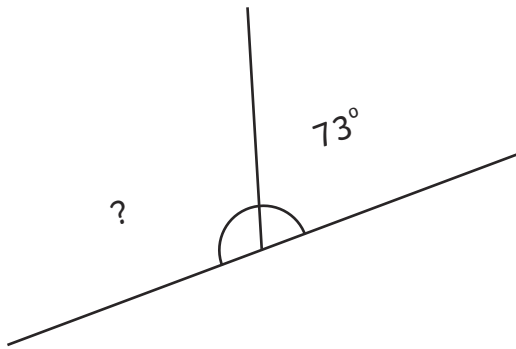
Supplementary angles are two angles that add up to 180° . Use this knowledge to calculate the missing angles.

1.



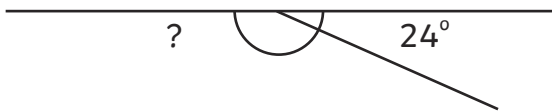
Answer:

2.



Answer:

3.



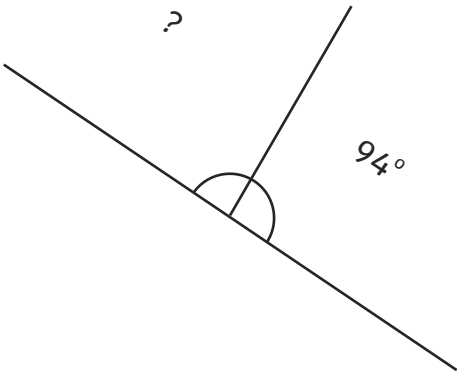
Answer:

4.

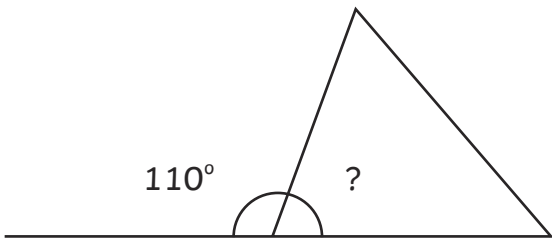


Answer:

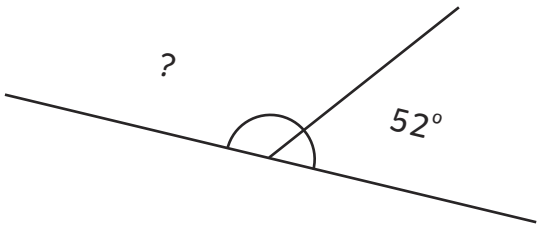
5. Answer:



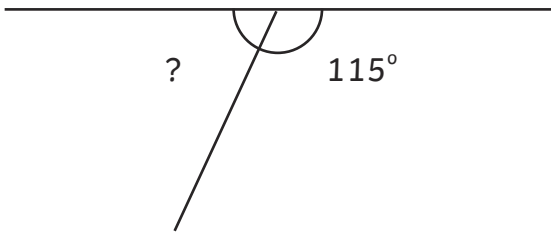
6. Answer:



7. Answer:



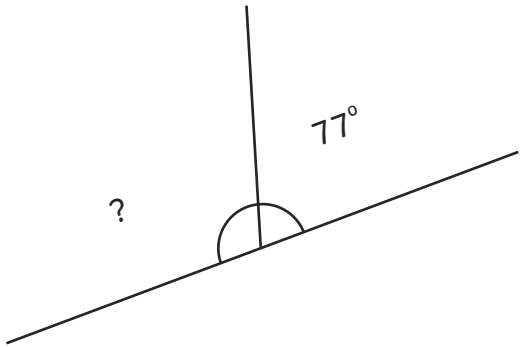
8. Answer:



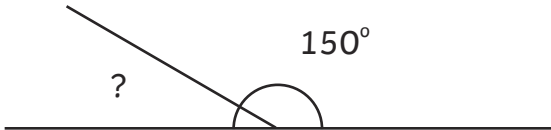
9. Answer:



10. Answer:



11. Answer:



12. Answer:



Supplementary Angles Answers

1. 80°

7. 128°

2. 107°

8. 65°

3. 156°

9. 164°

4. 9°

10. 103°

5. 86°

11. 30°

6. 70°

12. 168°



visit [twinkl.com](https://www.twinkl.com)



Supplementary Angles Answers

1. 80°

7. 128°

2. 107°

8. 65°

3. 156°

9. 164°

4. 9°

10. 103°

5. 86°

11. 30°

6. 70°

12. 168°



visit [twinkl.com](https://www.twinkl.com)

