






Numeracy	Literacy	Health and Wellbeing
<p style="text-align: center;">Sundog Challenge</p> <p>I have set you another Snow Day Challenge on Sundog. There are 50 questions to complete. Earn some coins!</p> <div style="text-align: center;">  </div> <p style="text-align: center;">Times Table Rock Stars</p> <p>Log in to practise your times tables skills. Go on Studio/single player and see if you can work your way up the league table.</p> <div style="text-align: center;">  </div>	<p style="text-align: center;">Snow Haiku</p> <p>A Haiku poem is three lines long. The first line has five syllables, the second has seven and the last has five. Can you make up your own one? Or more than one? Below I have added an example.</p> <p style="text-align: center;"> White snow all around Children having fun outside Having snowball fights </p> <p>You could decorate around the poems with snow scene pictures.</p> <p style="text-align: center;">Read a book</p> <p>Cold weather is a great excuse to snuggle up and read. Find a cosy place in your house to read a story of your choice.</p> <div style="text-align: center;">  </div> <p>Those working on Nessy may also use this time to work on there.</p>	<p style="text-align: center;">Snow Fun</p> <p style="text-align: center;">Make a Snowball Lantern</p> <p>You will need</p> <ul style="list-style-type: none"> • Snowballs • Battery operated tea light or glow sticks <p>Make lots of small snowballs. Stack these igloo-style. When it's dark, add the tea light or glow sticks in the middle. Now you have made your very own snowball lantern.</p> <div style="text-align: center;">  </div> <p>Feel free to add any photos to the Photo channel in Teams.</p> <div style="text-align: right;">  </div>

Friday 19th January