








P2a Optional Family Learning Grid - Term 3

Reading: Daily - see homework diary for pages to do.

ICT	Teach Your Monster to Read - Your log in details are in your diaries. 	Numeracy: the qr code and link for Sumdog is in your homework diary. 
Literacy	 <p>Read a story to a visitor to your house. Remember to read clearly and make sure they can hear all the words you are saying.</p>	<p>Play I Spy with sounds. For example: I spy with my little eye, something that begins with the sound e.</p> 
Numeracy	<p>Number bonds for 10. Keep going over these regularly so you know them and can say them quickly.</p> 	<p>Measure - choose 5 objects from around the house. Think about which one is heaviest, which one is lightest, are there any that are a similar weight? Ask you grown-up if they agree with your answers. Try again with another set of objects.</p>
Other	<p>Ask your grown-ups about their favourite place in Lerwick and ask if they have noticed any changes since they were young.</p>	<p>Visit the Clickimin Broch with your family so you can have a proper look around. Our class visit was very quick.</p> 
<p>Our Topic this term is Lerwick</p>	<p>Go for a visit Bain's beach. A lot of the class didn't know there was another beach in Lerwick.</p> 	<p>Go for a walk around Lerwick. Look at a map of Lerwick to see where you went. Or plan the walk on a map before you go!</p>

Please share any of your home learning with the school by emailing me - gw14andersonclare@glow.shetland.sch.uk
 Photos and information will be added to our P2a class blog throughout the term. Scan the QR code to access it.

