



Primary 1

Homework Grid: 8th February 2021

Homework will be uploaded to the glow blog every Monday.


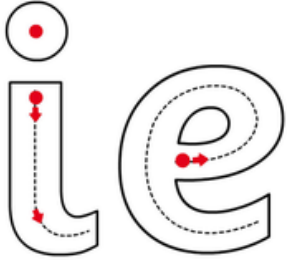
<https://blogs.glowscotland.org.uk/sh/ollaberryprimaryschool/>

If you have any questions or queries please contact the school by phone or email: gw08mcginlayjulia@glow.sch.uk

or

gw14dobbingannemary@glow.sch.uk

Please remember you also have your new home learning pack to complete.

| | |
|----------|---|
| Literacy | <p>Reading aloud</p> <p>Find a cosy spot and read one of your 'Mr Big' books to someone at home. Think about a new adventure Mr Big could go on!</p> |
| | <p>New letter/sound</p> <p>To get us ready to listen here is a fun sound matching game to play before you start your weekly sound task. Click on the link below:</p> <p>https://www.phonicsbloom.com/uk/game/match-sounds?phase=1</p> <p>Your new letter/sound is 'ie'.</p> <div></div> |



Primary 1

Homework Grid: 8th February 2021

| | |
|----------|---|
| | <p>Action: Stand to attention and salute, saying 'aye, aye.'</p> <p>Practise writing the letter 'ie' in the air. Now try to write 'ie' on your whiteboard.</p> <p>Click in the link below to play Mr Thorne's 'ie' clip. https://www.youtube.com/watch?v=DoPUHeAOCHA</p> <p>Look around your house and see if you can find any more 'ie' objects or words.</p> <p>Have a go at writing the letters 'ie' in your literacy book. Look carefully above at how each letter is formed. Write the four words in the list below and draw pictures for each one in your literacy book. You can try to think of some more words with 'ie' in them and write these down too.</p> <ol style="list-style-type: none">1. tie2. pie3. die4. lie <p>Click on the link below and play the 'Dragon game'. Choose 'phase 5', then 'ie'. Play the dragon game https://www.phonicsplay.co.uk/resources/phase/2/dragons-den</p> |
| Numeracy | <p>Ordering numbers up to 20</p> <p>Click on the link below: https://www.topmarks.co.uk/maths-games/5-7-years/ordering-and-sequencing</p> <p>From the 'Forwards' menu. Click on 1 to 20.</p> |



Primary 1

Homework Grid: 8th February 2021

Numbers to 10

Click in the link below:

<https://www.topmarks.co.uk/ordering-and-sequencing/chinese-dragon-ordering>

From the 'Simple Sequences' menu. click on 1 to 10.

Number Notion Foundation Pack

Take out your strawberry digits. Lay them out in order 1 - 10. Now turn the strawberries over and look at the number names. Can you read the number names on all the strawberries?

Try playing the game below to practise number names to 10.

<https://www.sheppardsoftware.com/math/early-math/number-words-fruit-splat-game/>

Use your number line and try to match the strawberry number names to each number 1 to 10.



Take out your banana fan. Get someone at home to hold up a number on the fan and ask you to find the correct strawberry digit, number name.





Primary 1

Homework Grid: 8th February 2021

Topic/
STEM

Houses and Homes

We are going to think about how the weather and our



houses in Shetland. Shetland houses are 'adapted' to cope with Shetland weather.

Check your glow email for the video and a weather word mat we have sent you. Talk about the different types of weather in the power point. Now talk about the different types of weather on your weather mat. In Shetland, we get many different types of weather, even in one day! Think about what the weather has been like today.





Talk about your own house with a grown up. How do you keep warm and dry in your house in the winter? You could draw a picture in your Topic book. Sometimes houses have insulation in them to help keep the heat in. Ask a grown up to help you to find out about what type of insulation is used in your house.

Go outside and gather up some snow in a container or you could use ice cubes if the snow has gone. Can you think of something that could 'insulate' the container of snow and stop the snow or ice melting so quickly? Draw a picture and label it in your topic jotter.



Primary 1

Homework Grid: 8th February 2021

| | |
|-------------------------------------|--|
| |  |
| <p>Health and Wellbeing</p> | <p>Mindfulness</p> <ol style="list-style-type: none"> 1. Sit mindfully, with your spine straight and body relaxed. 2. Hold your hand over your heart, and repeat to yourself: 'May I be happy, May I be peaceful, May I be kind.' 3. Now think of a friend or family member. Repeat to yourself: 'May you be happy, May you be safe, May you be peaceful, May you be kind.' 4. Continue your day knowing that everyone wants to be happy just like you do.  |



Primary 1

Homework Grid: 8th February 2021

Religious and Moral Education (RME)

Noah's Ark

Talk about what you can remember about the Story of Noah's Ark.



Can you build your own ark? You could use duplo or lego. Or you could use some junk you might have at home. Try to make an ark that can float. You will need to think about:

- Waterproof materials to make your ark
- How many animals your ark need to hold
- The shape of your ark

We would love to see photos of your ark 😊

Talk about:

What did you find out when you made your ark?

Did someone need to help you? How well did you work together?

Did you solve any problems while building your ark?