

mad cats and dogs




This week's task is to design and build your very own 3D cat or dog.

You will need paper (but thick paper works best old cereal box /wallpaper /old Christmas card /cards)


Pencil

Coloured pens, pencils


Scissors (ALWAYS BE CAREFUL)



Take one strip




**Fold in half
again**



Fold in half




**Fold in half
again**




**Open
and see
8
sections**




**Draw a
head in
section 1
and a
neck in
section 2**



**Draw a
line
between
7,8 and
then tail
in section
8**



**Draw an X on
sections
3, 4, 6 , 7**



**Fold
section
3X to
touch
section
4X**



**Fold 6X to
touch 7X**



**Tape
legs on
sides**



**It
should
look
like
this**



**Cut front
legs, so ask
an adult to
help you**



**Cut
back
legs**



**Draw
details**



This is where
you can add
patterns
and make
the animal
as bonkers
as you
wish...



You can make
this any pet
wish, you just
need to add all
the details

Have fun!!