



Primary 1




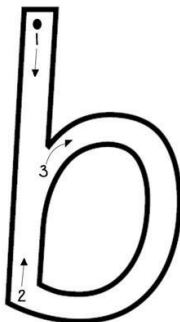
Homework Grid: 11th January 2021

Homework will be uploaded to the glow blog every Monday.

<https://blogs.glowscotland.org.uk/sh/ollaberryprimaryschool/>

If you have any questions or queries please contact the school by phone or email: gw08mcginlayjulia@glow.sch.uk



Please remember you also have your home learning pack to complete.

Literacy	<p>Reading aloud</p> <p>Find a cosy spot and choose someone at home to read your reading book aloud to. Talk about the story and the pictures.</p>	
	<p>New letter</p> <p>Your new letter is 'b'.</p> <p>Action: Pretend to hit a ball with a bat and say b,b,b,b.</p> <div><table><tr><td>B b</td></tr><tr><td><small>ACTION Place hands together as if batting a ball and say b, b, b.</small></td></tr></table></div> <p>Practise tracing the letter 'b' in some shaving foam.</p>	B b
B b		
<small>ACTION Place hands together as if batting a ball and say b, b, b.</small>		



Primary 1



Homework Grid: 11th January 2021

	<p>Have a go at writing the letter 'b' in your literacy book. How many can you write. Can you draw four things with the letter 'b' in them?</p>								
Numeracy	<p style="text-align: center;">Measuring</p> <p style="text-align: center;">  </p> <p>Can you use your hand spans  to measure four pieces of furniture in your house? Put your measurements in order shortest to longest. Record your work in you numeracy jotter, draw a picture of the furniture and write the number of hand spans next to it.</p> <p style="text-align: center;">REMEMBER:</p> <p style="text-align: center;">To put your hands side by side as you measure.</p> <p style="text-align: center;">Data - Handling</p> <p>Favourite fruit graph. Choose 4 types of fruit. Then ask people which one is their favourite. You can ask family. Make a graph to show this. Find out which fruit most people like and which least people like. You could also do this for favourite colour, favourite animal, etc!</p> <table border="1"> <tbody> <tr> <td>apple</td><td></td></tr> <tr> <td>orange</td><td></td></tr> <tr> <td>banana</td><td></td></tr> <tr> <td>grapes</td><td></td></tr> </tbody> </table> <p style="text-align: center;">Capacity - Using items to measure how much they hold</p> <p>Find 4 cups, tubs, bowls, etc. - work out which one holds most (you could use water to do this!) Guess first,</p>	apple		orange		banana		grapes	
apple									
orange									
banana									
grapes									



Primary 1

Homework Grid: 11th January 2021

	<p>then find out. Set them out in order from holds most to holds least.</p> <p>- Choose a cup/beaker. Then, guess how many cups/beakers it takes to fill a bowl, jug and tub. Then measure and count to check.</p>
Health and Wellbeing	<p>Mindfulness</p> <p>Go for a mindful walk with a grown up. Notice the sounds, smells, colours and any object you touch. Draw a picture in your literacy jotter of the things you saw, smelled and heard. Can you label your pictures?</p> <div></div>